THE MEWS @ 300 SOUTH

720-724 SOUTH 300 EAST, SALT LAKE CITY, UT 84111

OWNER: BOGART MCAVOY

PLANNED DEVELOPMENT APPLICATION| 03.16.2023

PROJECT RENDERING:

PROJECT INFORMATION:

PROJECT ADDRESS:	720-724 SOUTH 300 EAST, SALT LAKE CITY, UT 84111
PROJECT OWNER:	BOGART MCAVOY
GENERAL CONTRACTOR:	GUYMON PROPERTIES
ARCHITECT:	PROCESS STUDIO PLLC
STRUCTURAL ENGINEER:	MJ STRUCTURAL
CIVIL ENGINEER:	RICK EVERSON
LANDSCAPE ARCHITECT:	G. BROWN DESIGN, INC.
PROJECT DESCRIPTION:	NEW TOWNHOUSE DEVELOPMENT OF SEVEN UNITS, CONSISTING OF TWO (2) TWO-UNIT BUILDINGS AND ONE (1) THREE-UNIT BUILDING.

P s R t O u C d E i S o S

3055 s. grace street
salt lake city, utah 84109
p.801.906.0866
www.processpllc.com

No.	Description	Date

THE MEWS @ 300 SOUTH

COVER SHEET

	PLANNED DEVELOPMENT
Project Status	APPLICATION
Project Number	19_0045
Date	03.16.2023
Drawn by	MDB
Checked by	DJY

GI001

Scale

3/16/2023 3:55:48 PM

ALL IDEAS, DESIGNS, ARRANGEMENTS, AND PLANS INDICATED OR REPRESENTED IN THIS DRAWING ARE OWNED BY AND THE POPERTY OF PROCESS STUDIO PLLC AND WERE CREATED, EVOLVED, AND DEVELOPED FOR USE ON AND IN CONNECTION WITH THIS SPECIFIED PROJECT. NONE OF THE IDEAS, DESIGNS, ARRANGEMENTS, OR PLANS SHALL BE USED BY, OR DISCLOSED TO ANY PERSON, FIRM, OR CORPORATION FOR ANY PURPOSE WHATSOEVER WITHOUT WRITTEN CONSENT OF PROCESS STUDIO PLLC. WRITTEN DIMENSIONS SHALL HAVE PRECEDENCE OVER SCALE DIMENSIONS. CONTRACTORS SHALL VERIFY AND BE RESPONSIBLE FOR ALL DIMENSIONS AND CONDITIONS ON THE JOB AND THIS OFFICE BE NOTIFIED OF ANY VARIATION FROM THE DIMENSIONS AND CONDITIONS SHOWN BY THESE DRAWINGS. WARNING: REPRODUCTION HEREOF IS A CRIMINAL OFFENSE. UNAUTHORIZED DISCLOSURE MAY CONSTITUTE TRADE SECRET MISAPPROPRIATION IN VIOLATION OF LAW.

ALL IDEAS, DESIGNS, ARRANGEMENTS, AND PLANS INDICATED OR REPRESENTED IN THIS DRAWING ARE OWNED BY AND THE POPERTY OF PROCESS STUDIO PLLC AND WERE CREATED, EVOLVED, AND DEVELOPED FOR USE ON AND IN CONNECTION WITH THIS SPECIFIED PROJECT. NONE OF THE IDEAS, DESIGNS, ARRANGEMENTS, OR PLANS SHALL BE USED BY OR DISCLOSED TO ANY PERSON, FIRM, OR CORPORATION FOR ANY PURPOSE WHATSOEVER WITHOUT WRITTEN CONSENT OF PROCESS STUDIO PLLC. WRITTEN DIMENSIONS SHALL HAVE PRECEDENCE OVER SCALE DIMENSIONS. CONTRACTORS SHALL VERIFY AND BE RESPONSIBLE FOR ALL DIMENSIONS AND CONDITIONS ON THE JOB AND THIS OFFICE BE NOTIFIED OF ANY VARIATION FROM THE DIMENSIONS AND CONDITIONS SHOWN BY THESE DRAWINGS. WARNING: REPRODUCTION HEREOF IS A CRIMINAL OFFENSE. UNAUTHORIZED DISCLOSURE MAY CONSTITUTE TRADE SECRET MISAPPROPRIATION IN VIOLATION OF LAW.

GENERAL NOTES:

MATERIAL LEGEND:

MATERIAL LEGEND:

KEYED NOTES:

1 SEE LANDSCAPE PLAN ON LP-101 FOR FINAL LANDSCAPING MATERIALS, LAYOUT, AND PLANTINGS.

KEYED NOTES:

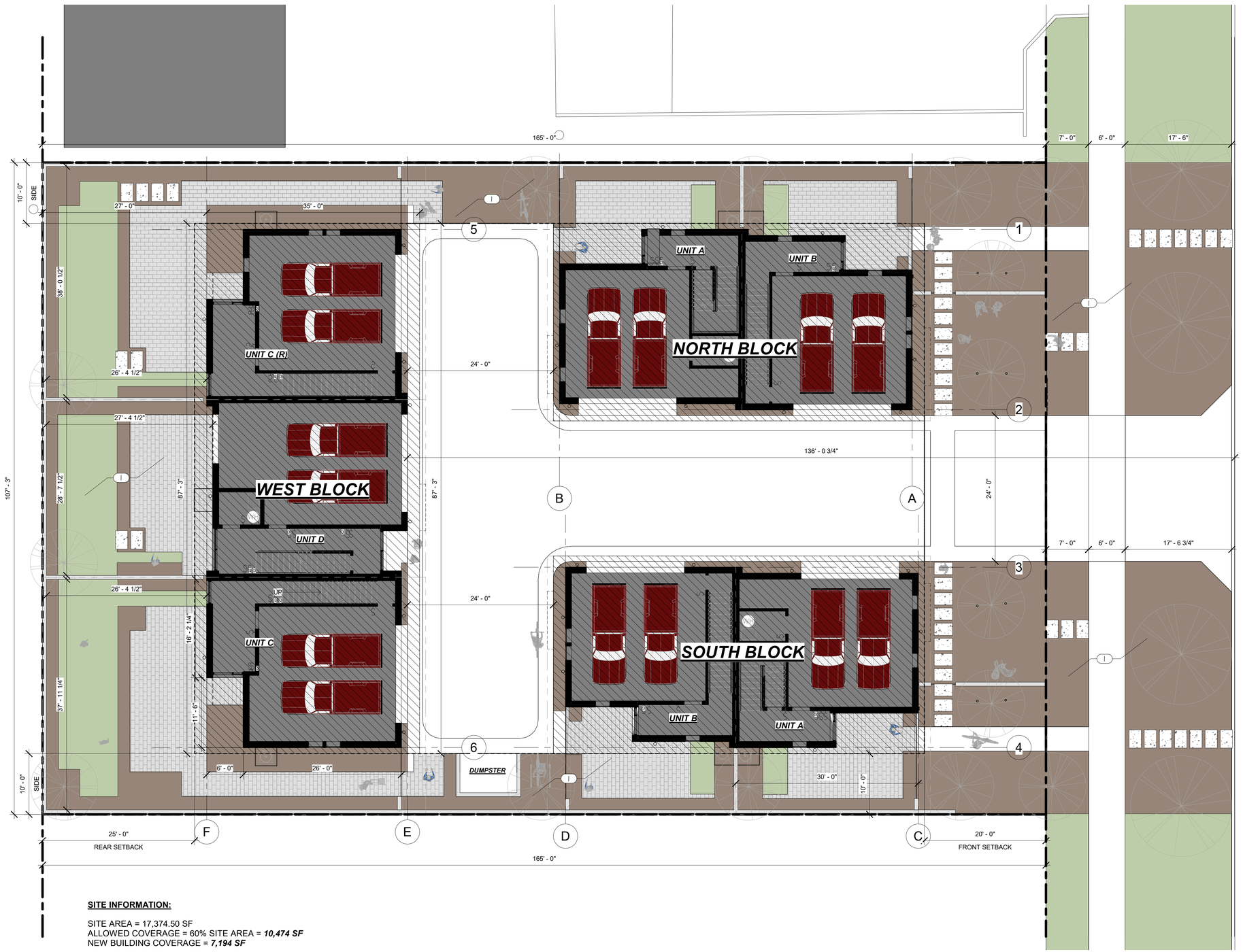

SITE INFORMATION:

SITE AREA = 17,374.50 SF
ALLOWED COVERAGE = 60% SITE AREA = ***10,474 SF***
NEW BUILDING COVERAGE = ***7,194 SF***

ARCHITECTURAL SITE PLAN A5 / AS101
1/8" = 1'-0"

P s R t O u C d E i S o S
3055 s. grace street
salt lake city, utah 84109
p.801.906.0866
www.processpllc.com

No.	Description	Date

THE MEWS @ 300 SOUTH

ARCHITECTURAL SITE PLAN

PLANNED DEVELOPMENT

Project Status	APPLICATION
Project Number	19_0045
Date	03.16.2023
Drawn by	MDB
Checked by	DJY

AS101

Scale	1/8" = 1'-0"

3/16/2023 3:55:47 PM

GENERAL NOTES:

- SEE SHEET AE001 FOR GENERAL NOTES.
- DO NOT SCALE DRAWINGS.
- CONTRACTOR/SUBCONTRACTOR SHALL VERIFY ALL DIMENSIONS AND CONDITIONS BEFORE BEGINNING WORK AND SHALL REPORT TO THE ARCHITECT ANY ERRORS, INCONSISTENCIES OR OMISSIONS BEFORE BEGINNING WORK. SEE GENERAL NOTES AND SPECIFICATIONS.
- ALL MECHANICAL AND ELECTRICAL SYSTEMS TO BE DESIGN-BUILD BY SUBCONTRACTOR.

MATERIAL LEGEND:

KEYED NOTES:

KEYED NOTES:

KEY PLAN:

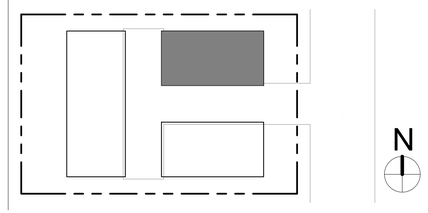

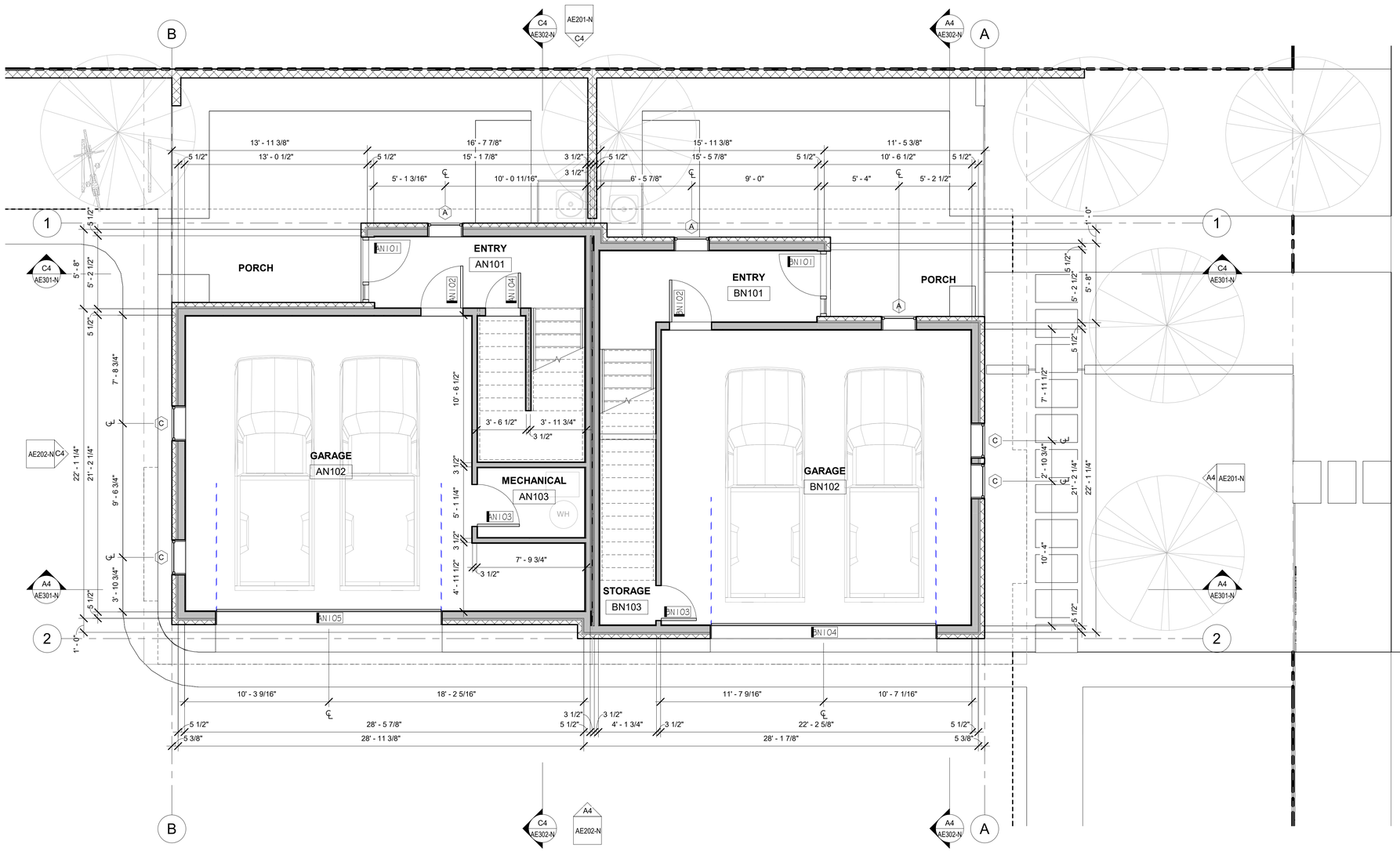

N

0' 2' 4' 8' 16'

GROUND FLOOR PLAN - NORTH BLOCK A5

1/4" = 1'-0" AE101-N

P s R t O u C d E i S o S

3055 s. grace street
salt lake city, utah 84109
p.801.906.0866
www.processpllc.com

No.	Description	Date

THE MEWS @ 300 SOUTH

FLOOR PLANS - NORTH BLOCK

PLANNED DEVELOPMENT

Project Status	APPLICATION
Project Number	19_0045
Date	03.16.2023
Drawn by	MDB
Checked by	DJY

AE101-N

Scale	1/4" = 1'-0"

3/16/2023 3:54:02 PM

ALL IDEAS, DESIGNS, ARRANGEMENTS, AND PLANS INDICATED OR REPRESENTED IN THIS DRAWING ARE OWNED BY AND THE POPERTY OF PROCESS STUDIO PLLC AND WERE CREATED, EVOLVED, AND DEVELOPED FOR USE ON AND IN CONNECTION WITH THIS SPECIFIED PROJECT. NONE OF THE IDEAS, DESIGNS, ARRANGEMENTS, OR PLANS SHALL BE USED BY OR DISCLOSED TO ANY PERSON, FIRM, OR CORPORATION FOR ANY PURPOSE WHATSOEVER WITHOUT WRITTEN CONSENT OF PROCESS STUDIO PLLC. WRITTEN DIMENSIONS SHALL HAVE PRECEDENCE OVER SCALE DIMENSIONS. CONTRACTORS SHALL VERIFY AND BE RESPONSIBLE FOR ALL DIMENSIONS AND CONDITIONS ON THE JOB AND THIS OFFICE BE NOTIFIED OF ANY VARIATION FROM THE DIMENSIONS AND CONDITIONS SHOWN BY THESE DRAWINGS. WARNING: REPRODUCTION IN VIOLATION OF LAW, REPRODUCTION THEREOF IS A CRIMINAL OFFENSE. UNAUTHORIZED DISCLOSURE MAY CONSTITUTE TRADE SECRET MISAPPROPRIATION IN VIOLATION OF LAW.

ALL IDEAS, DESIGNS, ARRANGEMENTS, AND PLANS INDICATED OR REPRESENTED IN THIS DRAWING ARE OWNED BY AND THE POPERTY OF PROCESS STUDIO PLLC AND WERE CREATED, EVOLVED, AND DEVELOPED FOR USE ON AND IN CONNECTION WITH THIS SPECIFIED PROJECT. NONE OF THE IDEAS, DESIGNS, ARRANGEMENTS, OR PLANS SHALL BE USED BY OR DISCLOSED TO ANY PERSON, FIRM, OR CORPORATION FOR ANY PURPOSE WHATSOEVER WITHOUT WRITTEN CONSENT OF PROCESS STUDIO PLLC. WRITTEN DIMENSIONS SHALL HAVE PRECEDENCE OVER SCALE DIMENSIONS. CONTRACTORS SHALL VERIFY, AND BE RESPONSIBLE FOR ALL DIMENSIONS AND CONDITIONS ON THE JOB AND THIS OFFICE BE NOTIFIED OF ANY VARIATION FROM THE DIMENSIONS AND CONDITIONS SHOWN BY THESE DRAWINGS. WARNING: REPRODUCTION HEREOF IS A CRIMINAL OFFENSE. UNAUTHORIZED DISCLOSURE MAY CONSTITUTE TRADE SECRET MISAPPROPRIATION IN VIOLATION OF LAW.

GENERAL NOTES:

- SEE SHEET AE001 FOR GENERAL NOTES.
- DO NOT SCALE DRAWINGS.
- CONTRACTOR/SUBCONTRACTOR SHALL VERIFY ALL DIMENSIONS AND CONDITIONS BEFORE BEGINNING WORK AND SHALL REPORT TO THE ARCHITECT ANY ERRORS, INCONSISTENCIES OR OMISSIONS BEFORE BEGINNING WORK. SEE GENERAL NOTES AND SPECIFICATIONS.
- ALL MECHANICAL AND ELECTRICAL SYSTEMS TO BE DESIGN-BUILD BY SUBCONTRACTOR.

MATERIAL LEGEND:

KEYED NOTES:

KEYED NOTES:

KEY PLAN:

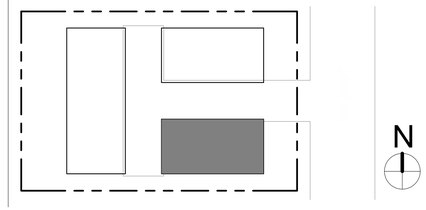

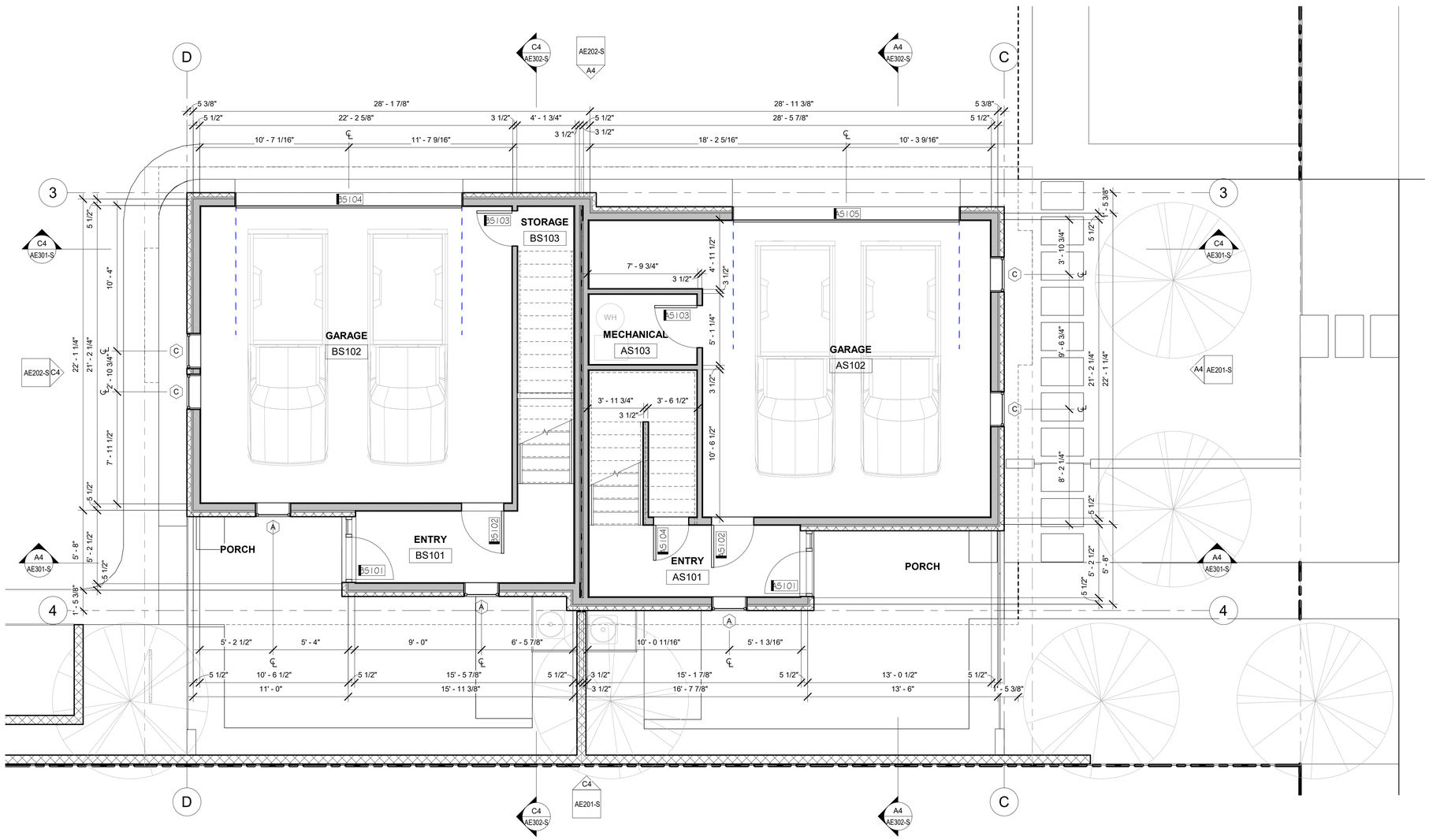

GROUND FLOOR PLAN - SOUTH BLOCK

1/4" = 1'-0"

A5
AE101-S

PROCESS STUDIO
3055 s. grace street
salt lake city, utah 84109
p.801.906.0866
www.processpllc.com

No.	Description	Date

THE MEWS @ 300 SOUTH

FLOOR PLANS - SOUTH BLOCK

PLANNED DEVELOPMENT

Project Status	APPLICATION
Project Number	19_0045
Date	03.16.2023
Drawn by	MDB
Checked by	DJY

AE101-S

Scale	1/4" = 1'-0"

3/16/2023 3:54:03 PM

ALL IDEAS, DESIGNS, ARRANGEMENTS, AND PLANS INDICATED OR REPRESENTED IN THIS DRAWING ARE OWNED BY AND THE POPERTY OF PROCESS STUDIO PLLC AND WERE CREATED, EVOLVED, AND DEVELOPED FOR USE ON AND IN CONNECTION WITH THIS SPECIFIED PROJECT. NONE OF THE IDEAS, DESIGNS, ARRANGEMENTS, OR PLANS SHALL BE USED BY OR DISCLOSED TO ANY PERSON, FIRM, OR CORPORATION FOR ANY PURPOSE WHATSOEVER WITHOUT WRITTEN CONSENT OF PROCESS STUDIO PLLC. WRITTEN DIMENSIONS SHALL HAVE PRECEDENCE OVER SCALE DIMENSIONS. CONTRACTORS SHALL VERIFY AND BE RESPONSIBLE FOR ALL DIMENSIONS AND CONDITIONS ON THE JOB AND THIS OFFICE BE NOTIFIED OF ANY VARIATION FROM THE DIMENSIONS AND CONDITIONS SHOWN BY THESE DRAWINGS. WARNING: REPRODUCTION HEREOF IS A CRIMINAL OFFENSE. UNAUTHORIZED DISCLOSURE MAY CONSTITUTE TRADE SECRET MISAPPROPRIATION IN VIOLATION OF LAW.

GENERAL NOTES:

- SEE SHEET AE001 FOR GENERAL NOTES.
- DO NOT SCALE DRAWINGS.
- CONTRACTOR/SUBCONTRACTOR SHALL VERIFY ALL DIMENSIONS AND CONDITIONS BEFORE BEGINNING WORK AND SHALL REPORT TO THE ARCHITECT ANY ERRORS, INCONSISTENCIES OR OMISSIONS BEFORE BEGINNING WORK. SEE GENERAL NOTES AND SPECIFICATIONS.
- ALL MECHANICAL AND ELECTRICAL SYSTEMS TO BE DESIGN-BUILD BY SUBCONTRACTOR.

MATERIAL LEGEND:

KEYED NOTES:

KEYED NOTES:

KEY PLAN:

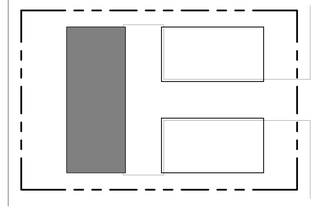

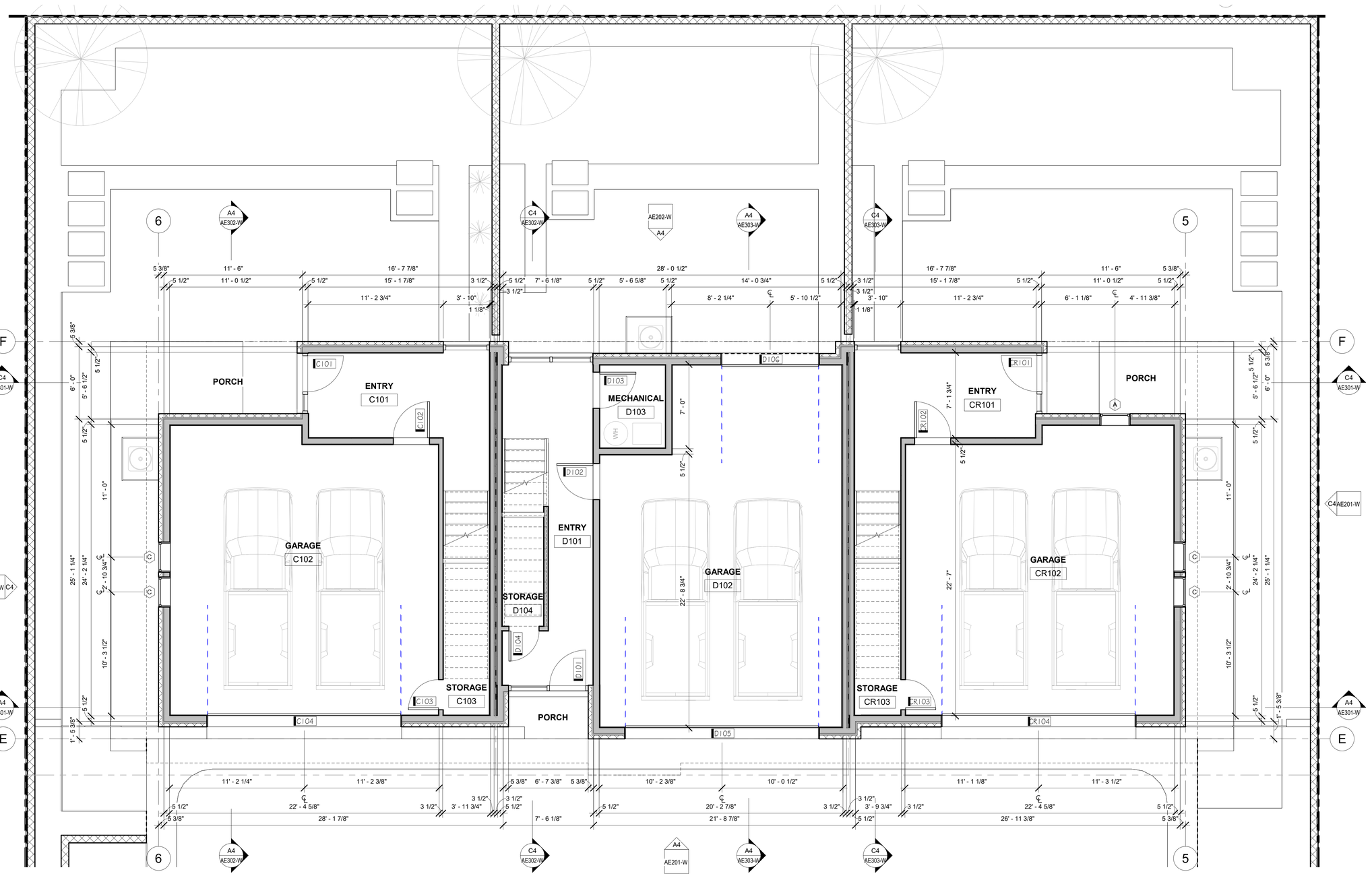

GROUND FLOOR PLAN - WEST BLOCK A5
1/4" = 1'-0" AE101-W

P s R t O u C d E i S o S
3055 s. grace street
salt lake city, utah 84109
p.801.906.0866
www.processpllc.com

No.	Description	Date

THE MEWS @ 300 SOUTH

FLOOR PLANS - WEST BLOCK

PLANNED DEVELOPMENT

Project Status	APPLICATION
Project Number	19_0045
Date	03.16.2023
Drawn by	MDB
Checked by	DJY

AE101-W

Scale 1/4" = 1'-0"

3/16/2023 3:54:05 PM

ALL IDEAS, DESIGNS, ARRANGEMENTS, AND PLANS INDICATED OR REPRESENTED IN THIS DRAWING ARE OWNED BY AND THE POPERTY OF PROCESS STUDIO PLLC AND WERE CREATED, EVOLVED, AND DEVELOPED FOR USE ON AND IN CONNECTION WITH THIS SPECIFIED PROJECT. NONE OF THE IDEAS, DESIGNS, ARRANGEMENTS, OR PLANS SHALL BE USED BY OR DISCLOSED TO ANY PERSON, FIRM, OR CORPORATION FOR ANY PURPOSE WHATSOEVER WITHOUT WRITTEN CONSENT OF PROCESS STUDIO PLLC. WRITTEN DIMENSIONS SHALL HAVE PRECEDENCE OVER SCALE DIMENSIONS. CONTRACTORS SHALL VERIFY AND BE RESPONSIBLE FOR ALL DIMENSIONS AND CONDITIONS ON THE JOB AND THIS OFFICE BE NOTIFIED OF ANY VARIATION FROM THE DIMENSIONS AND CONDITIONS SHOWN BY THESE DRAWINGS. WARNING: REPRODUCTION HEREOF IS A CRIMINAL OFFENSE. UNAUTHORIZED DISCLOSURE MAY CONSTITUTE TRADE SECRET MISAPPROPRIATION IN VIOLATION OF LAW.

GENERAL NOTES:

- SEE SHEET AE001 FOR GENERAL NOTES.
- DO NOT SCALE DRAWINGS.
- CONTRACTOR/SUBCONTRACTOR SHALL VERIFY ALL DIMENSIONS AND CONDITIONS BEFORE BEGINNING WORK AND SHALL REPORT TO THE ARCHITECT ANY ERRORS, INCONSISTENCIES OR OMISSIONS BEFORE BEGINNING WORK. SEE GENERAL NOTES AND SPECIFICATIONS.
- ALL MECHANICAL AND ELECTRICAL SYSTEMS TO BE DESIGN-BUILD BY SUBCONTRACTOR.

MATERIAL LEGEND:

KEYED NOTES:

KEYED NOTES:

KEY PLAN:

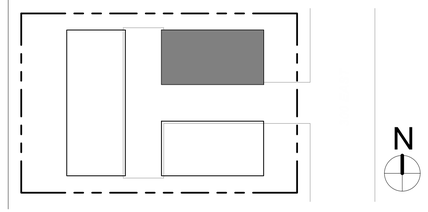

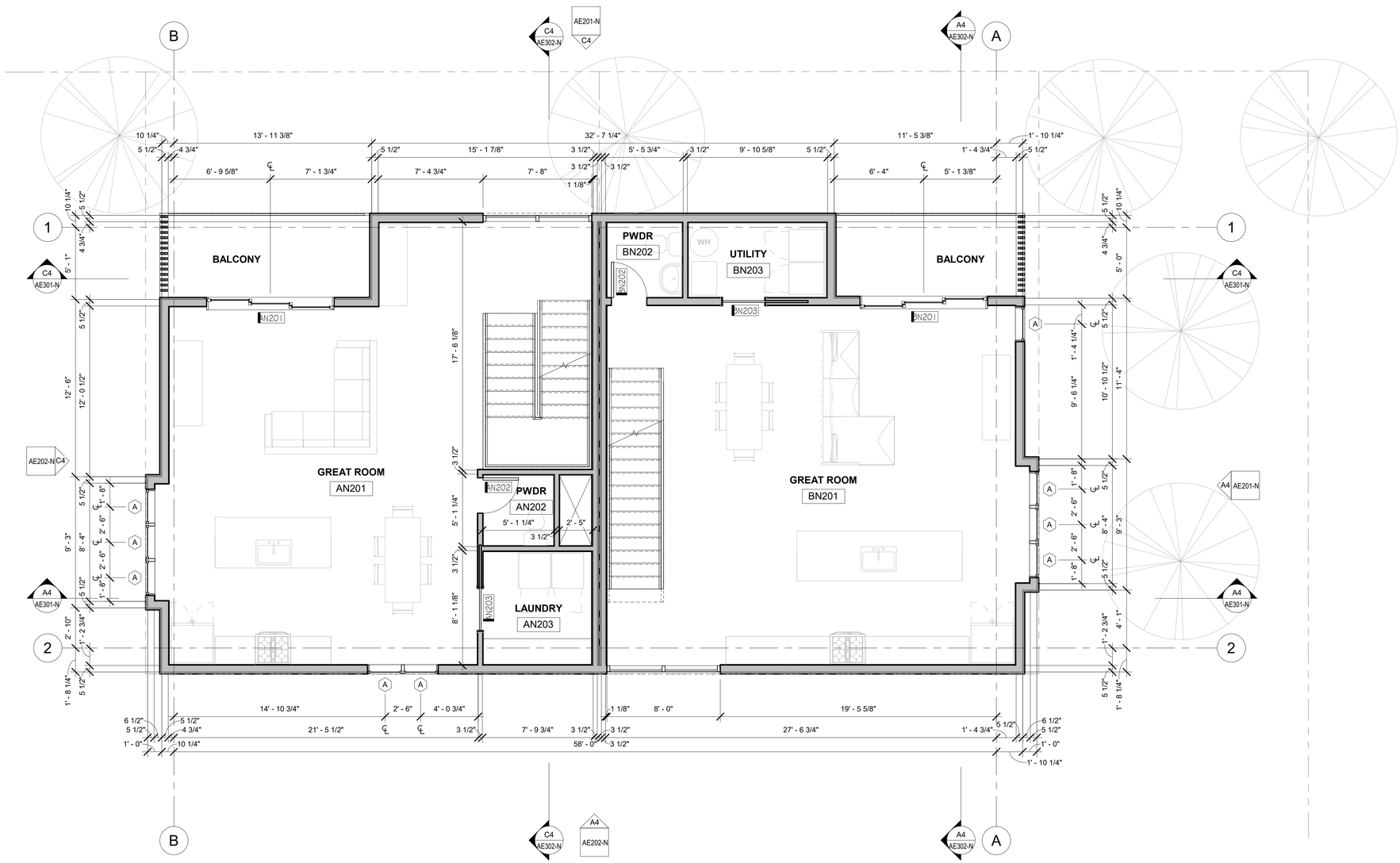

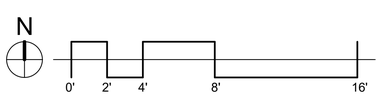

SECOND FLOOR - NORTH BLOCK

1/4" = 1'-0"

A5 AE102-N

P s R t O u C d E i S o S
3055 s. grace street
salt lake city, utah 84109
p.801.906.0866
www.processpllc.com

No.	Description	Date

THE MEWS @ 300 SOUTH

FLOOR PLANS - NORTH BLOCK

PLANNED DEVELOPMENT

Project Status	APPLICATION
Project Number	19_0045
Date	03.16.2023
Drawn by	MDB
Checked by	DJY

AE102-N

Scale 1/4" = 1'-0"

3/16/2023 3:54:06 PM

GENERAL NOTES:

- SEE SHEET AE001 FOR GENERAL NOTES.
- DO NOT SCALE DRAWINGS.
- CONTRACTOR/SUBCONTRACTOR SHALL VERIFY ALL DIMENSIONS AND CONDITIONS BEFORE BEGINNING WORK AND SHALL REPORT TO THE ARCHITECT ANY ERRORS, INCONSISTENCIES OR OMISSIONS BEFORE BEGINNING WORK. SEE GENERAL NOTES AND SPECIFICATIONS.
- ALL MECHANICAL AND ELECTRICAL SYSTEMS TO BE DESIGN-BUILD BY SUBCONTRACTOR.

MATERIAL LEGEND:

KEYED NOTES:

KEYED NOTES:

KEY PLAN:

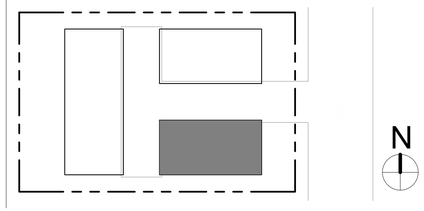

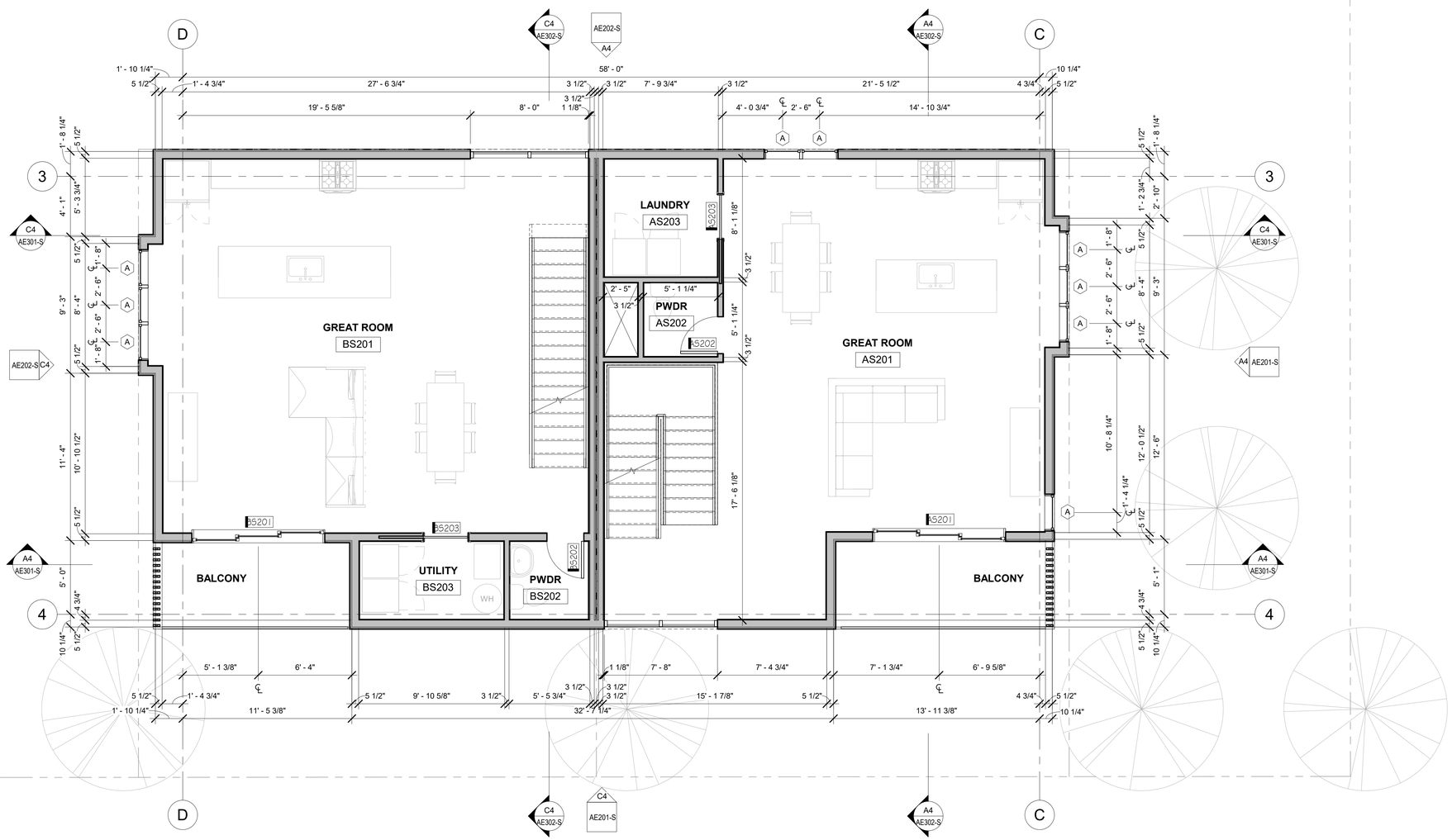

N

0' 2' 4' 8' 16'

SECOND FLOOR - SOUTH BLOCK A5
1/4" = 1'-0" AE102-S

P s R t O u C d E i S o S

3055 s. grace street
salt lake city, utah 84109
p.801.906.0866
www.processpllc.com

No.	Description	Date

THE MEWS @ 300 SOUTH

FLOOR PLANS - SOUTH BLOCK

PLANNED DEVELOPMENT

Project Status	APPLICATION
Project Number	19_0045
Date	03.16.2023
Drawn by	MDB
Checked by	DJY

AE102-S

Scale	1/4" = 1'-0"

3/16/2023 3:54:07 PM

ALL IDEAS, DESIGNS, ARRANGEMENTS, AND PLANS INDICATED OR REPRESENTED IN THIS DRAWING ARE OWNED BY AND THE POPERTY OF PROCESS STUDIO PLLC AND WERE CREATED, EVOLVED, AND DEVELOPED FOR USE ON AND IN CONNECTION WITH THIS SPECIFIED PROJECT. NONE OF THE IDEAS, DESIGNS, ARRANGEMENTS, OR PLANS SHALL BE USED BY OR DISCLOSED TO ANY PERSON, FIRM, OR CORPORATION FOR ANY PURPOSE WHATSOEVER WITHOUT WRITTEN CONSENT OF PROCESS STUDIO PLLC. WRITTEN DIMENSIONS SHALL HAVE PRECEDENCE OVER SCALE DIMENSIONS. CONTRACTORS SHALL VERIFY AND BE RESPONSIBLE FOR ALL DIMENSIONS AND CONDITIONS ON THE JOB AND THIS OFFICE BE NOTIFIED OF ANY VARIATION FROM THE DIMENSIONS AND CONDITIONS SHOWN BY THESE DRAWINGS. WARNING: REPRODUCTION HEREOF IS A CRIMINAL OFFENSE. UNAUTHORIZED DISCLOSURE MAY CONSTITUTE TRADE SECRET MISAPPROPRIATION IN VIOLATION OF LAW.

ALL IDEAS, DESIGNS, ARRANGEMENTS, AND PLANS INDICATED OR REPRESENTED IN THIS DRAWING ARE OWNED BY AND THE POPERTY OF PROCESS STUDIO PLLC AND WERE CREATED, EVOLVED, AND DEVELOPED FOR USE ON AND IN CONNECTION WITH THIS SPECIFIED PROJECT. NONE OF THE IDEAS, DESIGNS, ARRANGEMENTS, OR PLANS SHALL BE USED BY OR DISCLOSED TO ANY PERSON, FIRM, OR CORPORATION FOR ANY PURPOSE WHATSOEVER WITHOUT WRITTEN CONSENT OF PROCESS STUDIO PLLC. WRITTEN DIMENSIONS SHALL HAVE PRECEDENCE OVER SCALE DIMENSIONS. CONTRACTORS SHALL VERIFY AND BE RESPONSIBLE FOR ALL DIMENSIONS AND CONDITIONS ON THE JOB AND THIS OFFICE BE NOTIFIED OF ANY VARIATION FROM THE DIMENSIONS AND CONDITIONS SHOWN BY THESE DRAWINGS. WARNING: REPRODUCTION HEREOF IS A CRIMINAL OFFENSE. UNAUTHORIZED DISCLOSURE MAY CONSTITUTE TRADE SECRET MISAPPROPRIATION IN VIOLATION OF LAW.

GENERAL NOTES:

- SEE SHEET AE001 FOR GENERAL NOTES.
- DO NOT SCALE DRAWINGS.
- CONTRACTOR/SUBCONTRACTOR SHALL VERIFY ALL DIMENSIONS AND CONDITIONS BEFORE BEGINNING WORK AND SHALL REPORT TO THE ARCHITECT ANY ERRORS, INCONSISTENCIES OR OMISSIONS BEFORE BEGINNING WORK. SEE GENERAL NOTES AND SPECIFICATIONS.
- ALL MECHANICAL AND ELECTRICAL SYSTEMS TO BE DESIGN-BUILD BY SUBCONTRACTOR.

MATERIAL LEGEND:

KEYED NOTES:

KEYED NOTES:

KEY PLAN:

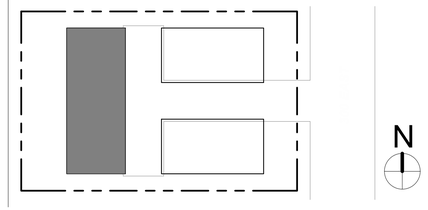

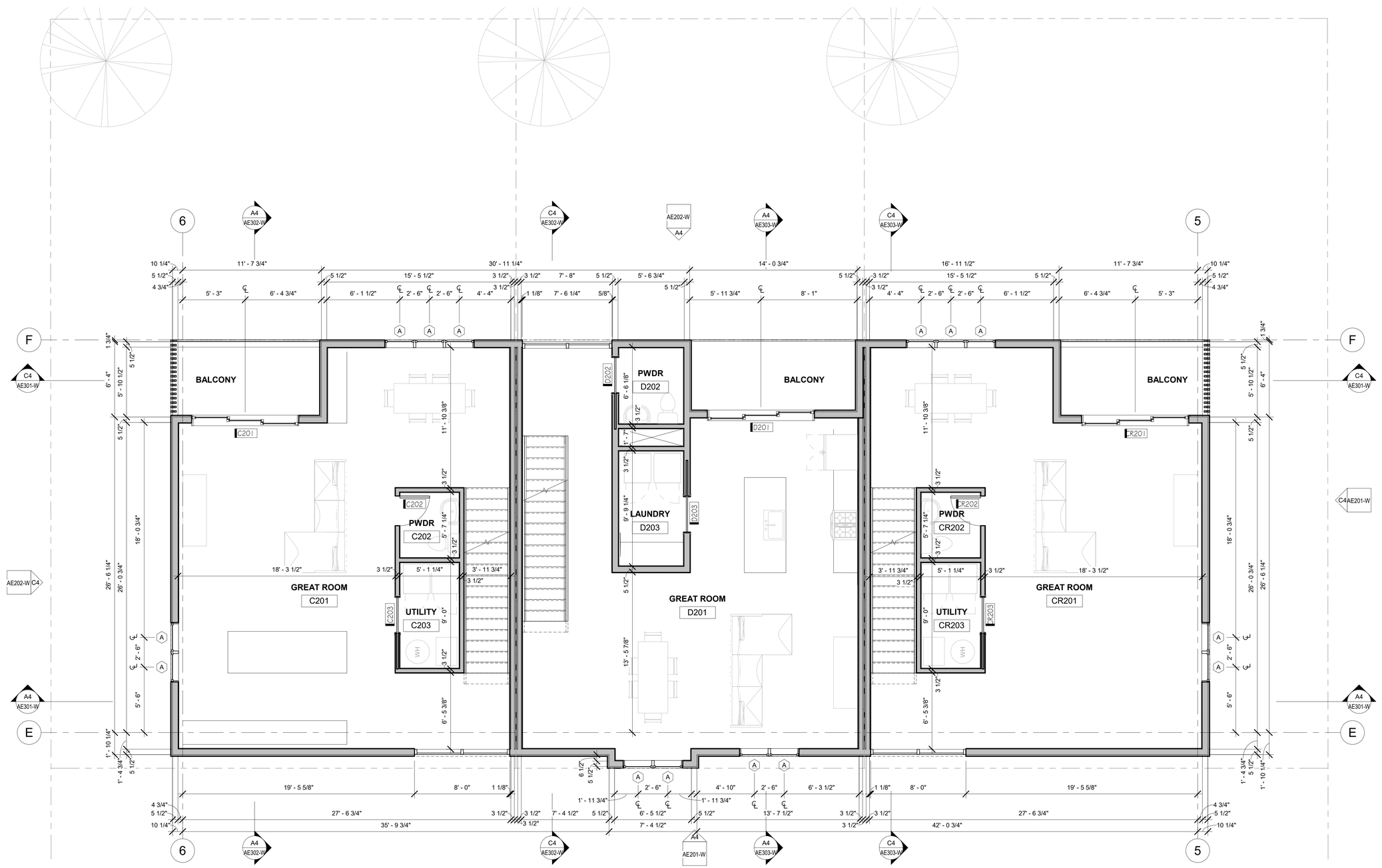

SECOND FLOOR - WEST BLOCK

1/4" = 1'-0" A5 AE102-W

P s R t O u C d E i S o S
3055 s. grace street
salt lake city, utah 84109
p.801.906.0866
www.processpllc.com

No.	Description	Date

THE MEWS @ 300 SOUTH

FLOOR PLANS - WEST BLOCK

PLANNED DEVELOPMENT

Project Status	APPLICATION
Project Number	19_0045
Date	03.16.2023
Drawn by	MDB
Checked by	DJY
Scale	1/4" = 1'-0"

AE102-W

3/16/2023 3:54:09 PM

GENERAL NOTES:

- SEE SHEET AE001 FOR GENERAL NOTES.
- DO NOT SCALE DRAWINGS.
- CONTRACTOR/SUBCONTRACTOR SHALL VERIFY ALL DIMENSIONS AND CONDITIONS BEFORE BEGINNING WORK AND SHALL REPORT TO THE ARCHITECT ANY ERRORS, INCONSISTENCIES OR OMISSIONS BEFORE BEGINNING WORK. SEE GENERAL NOTES AND SPECIFICATIONS.
- ALL MECHANICAL AND ELECTRICAL SYSTEMS TO BE DESIGN-BUILD BY SUBCONTRACTOR.

MATERIAL LEGEND:

KEYED NOTES:

KEYED NOTES:

KEY PLAN:

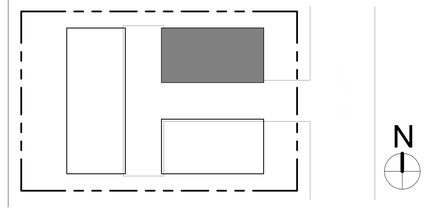

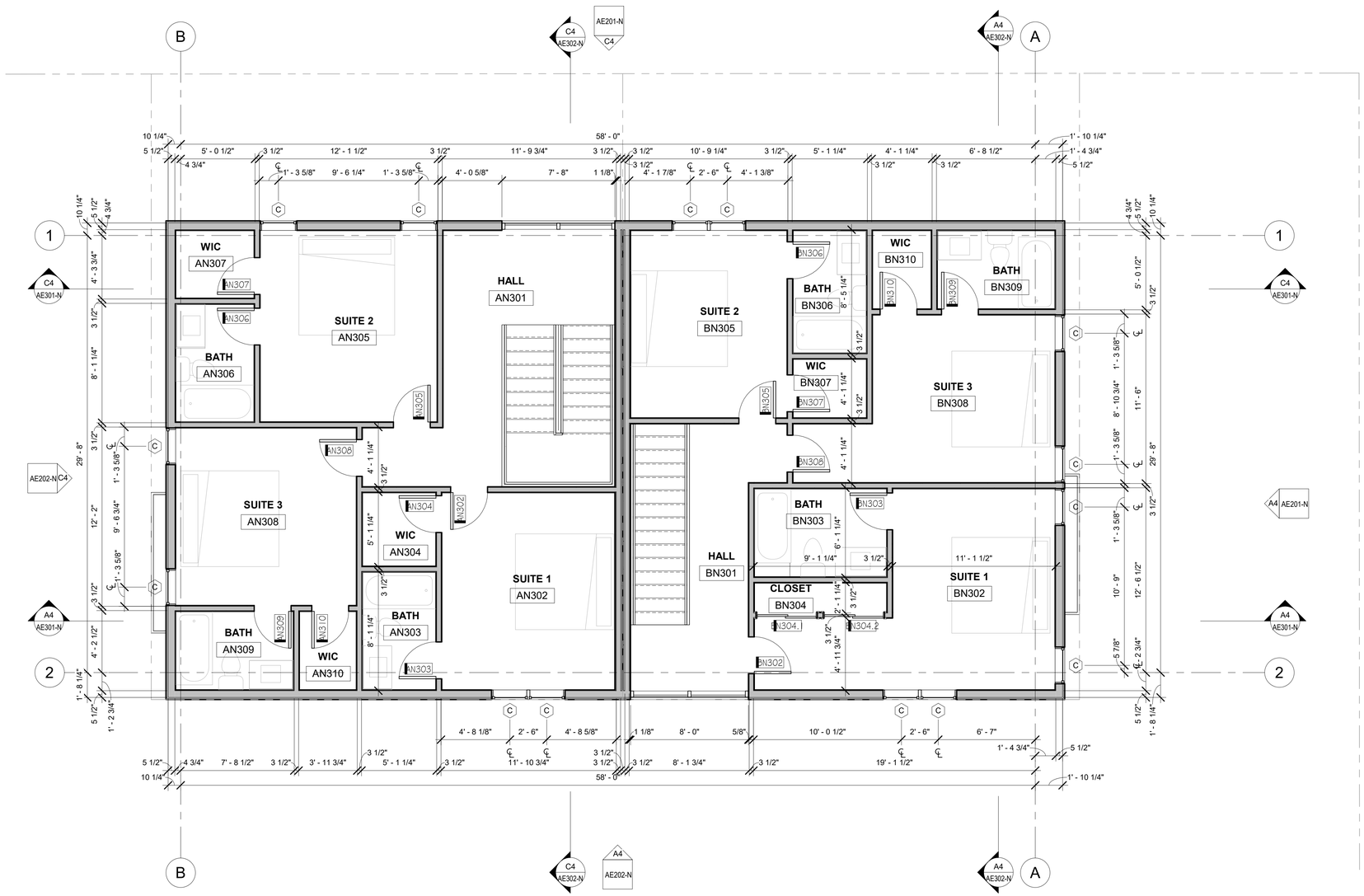

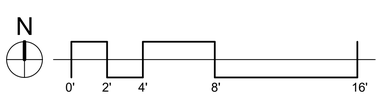

THIRD FLOOR - NORTH BLOCK A5
1/4" = 1'-0" AE103-N

P s R t O u C d E i S o S
3055 s. grace street
salt lake city, utah 84109
p.801.906.0866
www.processpllc.com

No.	Description	Date

THE MEWS @ 300 SOUTH

FLOOR PLANS - NORTH BLOCK

PLANNED DEVELOPMENT

Project Status	APPLICATION
Project Number	19_0045
Date	03.16.2023
Drawn by	MDB
Checked by	DJY

AE103-N

Scale 1/4" = 1'-0"

3/16/2023 3:54:11 PM

ALL IDEAS, DESIGNS, ARRANGEMENTS, AND PLANS INDICATED OR REPRESENTED IN THIS DRAWING ARE OWNED BY AND THE POPERTY OF PROCESS STUDIO PLLC AND WERE CREATED, EVOLVED, AND DEVELOPED FOR USE ON AND IN CONNECTION WITH THIS SPECIFIED PROJECT. NONE OF THE IDEAS, DESIGNS, ARRANGEMENTS, OR PLANS SHALL BE USED BY OR DISCLOSED TO ANY PERSON, FIRM, OR CORPORATION FOR ANY PURPOSE WHATSOEVER WITHOUT WRITTEN CONSENT OF PROCESS STUDIO PLLC. WRITTEN DIMENSIONS SHALL HAVE PRECEDENCE OVER SCALE DIMENSIONS. CONTRACTORS SHALL VERIFY AND BE RESPONSIBLE FOR ALL DIMENSIONS AND CONDITIONS ON THE JOB AND THIS OFFICE BE NOTIFIED OF ANY VARIATION FROM THE DIMENSIONS AND CONDITIONS SHOWN BY THESE DRAWINGS. WARNING: REPRODUCTION IN VIOLATION OF LAW, REPRODUCTION HEREOF IS A CRIMINAL OFFENSE. UNAUTHORIZED DISCLOSURE MAY CONSTITUTE TRADE SECRET MISAPPROPRIATION IN VIOLATION OF LAW.

GENERAL NOTES:

- SEE SHEET AE001 FOR GENERAL NOTES.
- DO NOT SCALE DRAWINGS.
- CONTRACTOR/SUBCONTRACTOR SHALL VERIFY ALL DIMENSIONS AND CONDITIONS BEFORE BEGINNING WORK AND SHALL REPORT TO THE ARCHITECT ANY ERRORS, INCONSISTENCIES OR OMISSIONS BEFORE BEGINNING WORK. SEE GENERAL NOTES AND SPECIFICATIONS.
- ALL MECHANICAL AND ELECTRICAL SYSTEMS TO BE DESIGN-BUILD BY SUBCONTRACTOR.

MATERIAL LEGEND:

KEYED NOTES:

KEYED NOTES:

KEY PLAN:

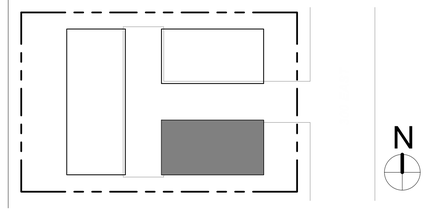

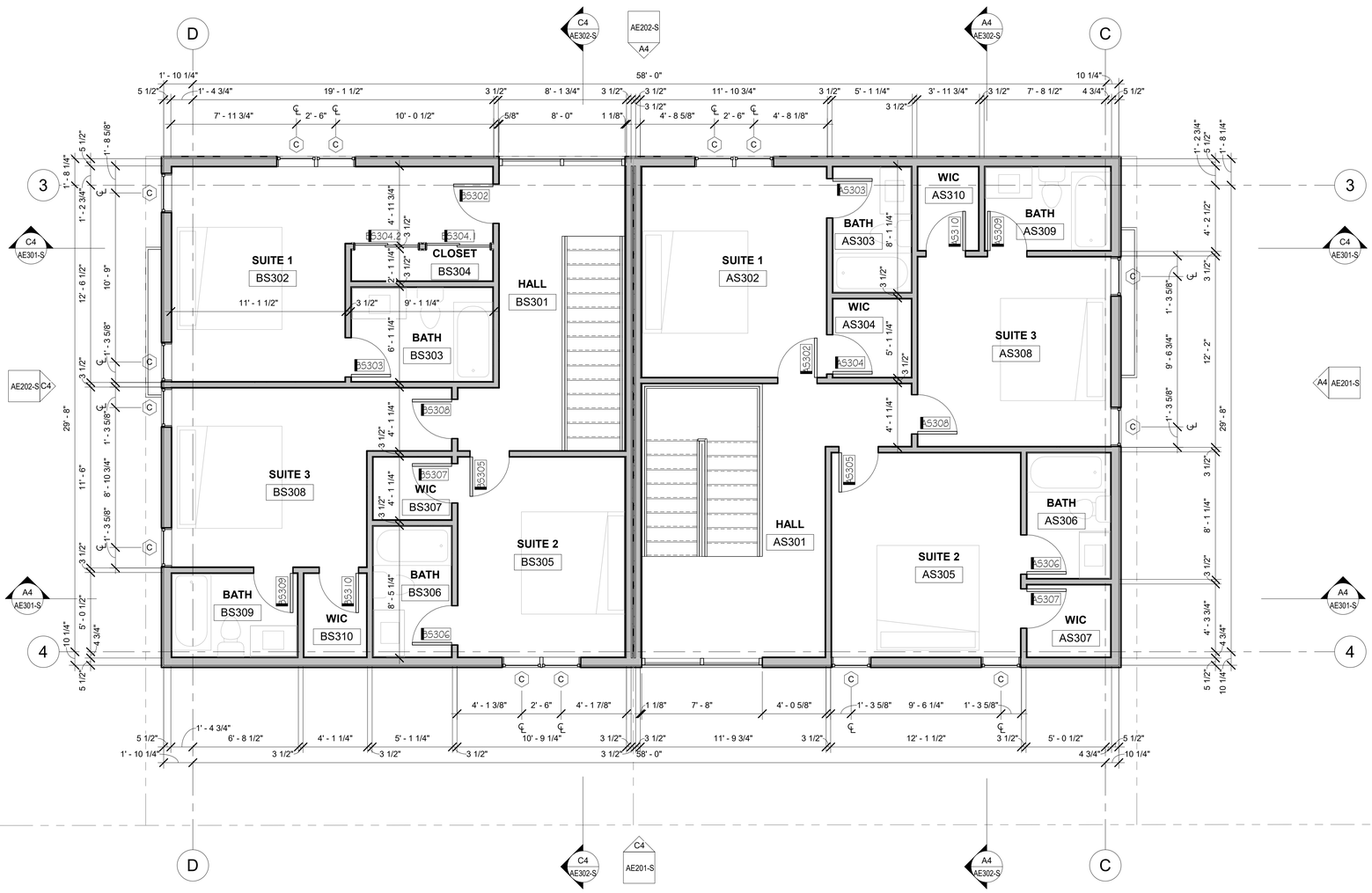

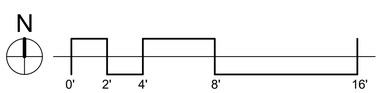

THIRD FLOOR - SOUTH BLOCK A5
1/4" = 1'-0" AE103-S

P s R t O u C d E i S o S
3055 s. grace street
salt lake city, utah 84109
p.801.906.0866
www.processpllc.com

No.	Description	Date

THE MEWS @ 300 SOUTH

FLOOR PLANS - SOUTH BLOCK

PLANNED DEVELOPMENT

Project Status	APPLICATION
Project Number	19_0045
Date	03.16.2023
Drawn by	MDB
Checked by	DJY

AE103-S

Scale 1/4" = 1'-0"

3/16/2023 3:54:12 PM

ALL IDEAS, DESIGNS, ARRANGEMENTS, AND PLANS INDICATED OR REPRESENTED IN THIS DRAWING ARE OWNED BY AND THE POPERTY OF PROCESS STUDIO PLLC AND WERE CREATED, EVOLVED, AND DEVELOPED FOR USE ON AND IN CONNECTION WITH THIS SPECIFIED PROJECT. NONE OF THE IDEAS, DESIGNS, ARRANGEMENTS, OR PLANS SHALL BE USED BY OR DISCLOSED TO ANY PERSON, FIRM, OR CORPORATION FOR ANY PURPOSE WHATSOEVER WITHOUT WRITTEN CONSENT OF PROCESS STUDIO PLLC. WRITTEN DIMENSIONS SHALL HAVE PRECEDENCE OVER SCALE DIMENSIONS. CONTRACTORS SHALL VERIFY AND BE RESPONSIBLE FOR ALL DIMENSIONS AND CONDITIONS ON THE JOB AND THIS OFFICE BE NOTIFIED OF ANY VARIATION FROM THE DIMENSIONS AND CONDITIONS SHOWN BY THESE DRAWINGS. WARNING: REPRODUCTION HEREOF IS A CRIMINAL OFFENSE. UNAUTHORIZED DISCLOSURE MAY CONSTITUTE TRADE SECRET MISAPPROPRIATION IN VIOLATION OF LAW.

ALL IDEAS, DESIGNS, ARRANGEMENTS, AND PLANS INDICATED OR REPRESENTED IN THIS DRAWING ARE OWNED BY AND THE POPERTY OF PROCESS STUDIO PLLC AND WERE CREATED, EVOLVED, AND DEVELOPED FOR USE ON AND IN CONNECTION WITH THIS SPECIFIED PROJECT. NONE OF THE IDEAS, DESIGNS, ARRANGEMENTS, OR PLANS SHALL BE USED BY OR DISCLOSED TO ANY PERSON, FIRM, OR CORPORATION FOR ANY PURPOSE WHATSOEVER WITHOUT WRITTEN CONSENT OF PROCESS STUDIO PLLC. WRITTEN DIMENSIONS SHALL HAVE PRECEDENCE OVER SCALE DIMENSIONS. CONTRACTORS SHALL VERIFY AND BE RESPONSIBLE FOR ALL DIMENSIONS AND CONDITIONS ON THE JOB AND THIS OFFICE BE NOTIFIED OF ANY VARIATION FROM THE DIMENSIONS AND CONDITIONS SHOWN BY THESE DRAWINGS. WARNING: REPRODUCTION HEREOF IS A CRIMINAL OFFENSE. UNAUTHORIZED DISCLOSURE MAY CONSTITUTE TRADE SECRET MISAPPROPRIATION IN VIOLATION OF LAW.

GENERAL NOTES:

- SEE SHEET AE001 FOR GENERAL NOTES.
- DO NOT SCALE DRAWINGS.
- CONTRACTOR/SUBCONTRACTOR SHALL VERIFY ALL DIMENSIONS AND CONDITIONS BEFORE BEGINNING WORK AND SHALL REPORT TO THE ARCHITECT ANY ERRORS, INCONSISTENCIES OR OMISSIONS BEFORE BEGINNING WORK. SEE GENERAL NOTES AND SPECIFICATIONS.
- ALL MECHANICAL AND ELECTRICAL SYSTEMS TO BE DESIGN-BUILD BY SUBCONTRACTOR.

MATERIAL LEGEND:

KEYED NOTES:

KEYED NOTES:

KEY PLAN:

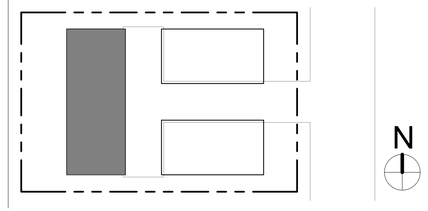

THIRD FLOOR - WEST BLOCK A5
1/4" = 1'-0" AE103-W

P s R t O u C d E i S o S
3055 s. grace street
salt lake city, utah 84109
p.801.906.0866
www.processpllc.com

No.	Description	Date

THE MEWS @ 300 SOUTH

FLOOR PLANS - WEST BLOCK

PLANNED DEVELOPMENT

Project Status	APPLICATION
Project Number	19_0045
Date	03.16.2023
Drawn by	MDB
Checked by	DJY
Scale	1/4" = 1'-0"

AE103-W

3/16/2023 3:54:14 PM

ALL IDEAS, DESIGNS, ARRANGEMENTS, AND PLANS INDICATED OR REPRESENTED IN THIS DRAWING ARE OWNED BY AND THE POPERTY OF PROCESS STUDIO PLLC AND WERE CREATED, EVOLVED, AND DEVELOPED FOR USE ON AND IN CONNECTION WITH THIS SPECIFIED PROJECT. NONE OF THE IDEAS, DESIGNS, ARRANGEMENTS, OR PLANS SHALL BE USED BY OR DISCLOSED TO ANY PERSON, FIRM, OR CORPORATION FOR ANY PURPOSE WHATSOEVER WITHOUT WRITTEN CONSENT OF PROCESS STUDIO PLLC. WRITTEN DIMENSIONS SHALL HAVE PRECEDENCE OVER SCALE DIMENSIONS. CONTRACTORS SHALL VERIFY AND BE RESPONSIBLE FOR ALL DIMENSIONS AND CONDITIONS ON THE JOB AND THIS OFFICE BE NOTIFIED OF ANY VARIATION FROM THE DIMENSIONS AND CONDITIONS SHOWN BY THESE DRAWINGS. WARNING: REPRODUCTION IN VIOLATION OF LAW, CONSTITUTE TRADE SECRET MISAPPROPRIATION IN VIOLATION OF LAW, CRIMINAL OFFENSE. UNAUTHORIZED DISCLOSURE MAY CONSTITUTE TRADE SECRET MISAPPROPRIATION IN VIOLATION OF LAW, CRIMINAL OFFENSE.

GENERAL NOTES:

- SEE SHEET AE001 FOR GENERAL NOTES.
- DO NOT SCALE DRAWINGS.
- CONTRACTOR/SUBCONTRACTOR SHALL VERIFY ALL DIMENSIONS AND CONDITIONS BEFORE BEGINNING WORK AND SHALL REPORT TO THE ARCHITECT ANY ERRORS, INCONSISTENCIES OR OMISSIONS BEFORE BEGINNING WORK. SEE GENERAL NOTES AND SPECIFICATIONS.
- ALL MECHANICAL AND ELECTRICAL SYSTEMS TO BE DESIGN-BUILD BY SUBCONTRACTOR.

MATERIAL LEGEND:

KEYED NOTES:

KEYED NOTES:

KEY PLAN:

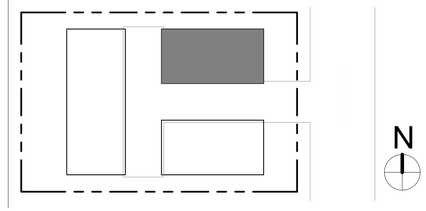

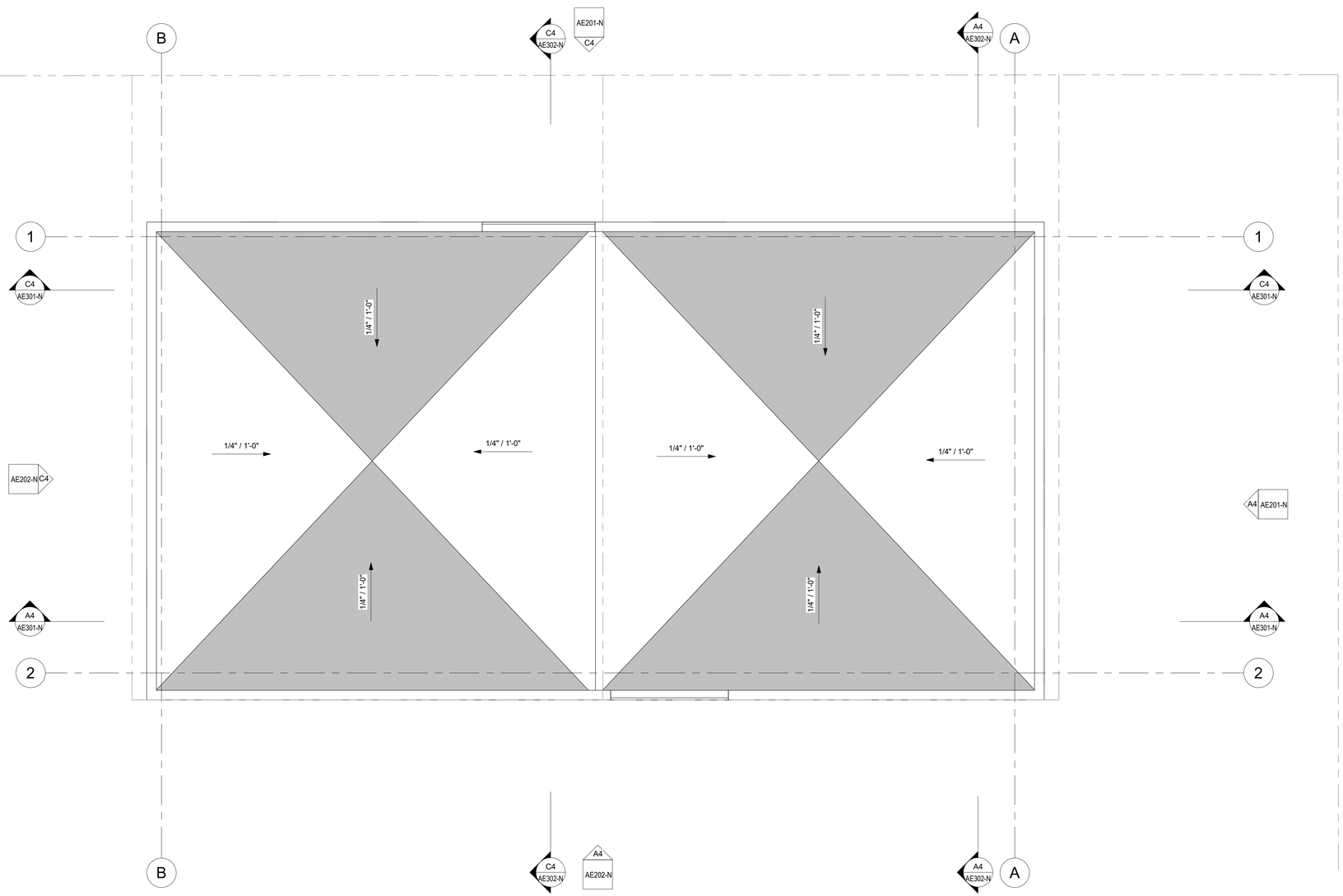

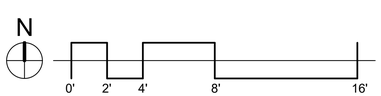

ROOF PLAN - NORTH BLOCK A5
1/4" = 1'-0" AE104-N

P s R t O u C d E i S o S
3055 s. grace street
salt lake city, utah 84109
p.801.906.0866
www.processpllc.com

No.	Description	Date

THE MEWS @ 300 SOUTH

ROOF PLAN - NORTH BLOCK

PLANNED DEVELOPMENT

Project Status	APPLICATION
Project Number	19_0045
Date	03.16.2023
Drawn by	MDB
Checked by	DJY

AE104-N

Scale	1/4" = 1'-0"

3/16/2023 3:54:15 PM

ALL IDEAS, DESIGNS, ARRANGEMENTS, AND PLANS INDICATED OR REPRESENTED IN THIS DRAWING ARE OWNED BY AND THE POPERTY OF PROCESS STUDIO PLLC AND WERE CREATED, EVOLVED, AND DEVELOPED FOR USE ON AND IN CONNECTION WITH THIS SPECIFIED PROJECT. NONE OF THE IDEAS, DESIGNS, ARRANGEMENTS, OR PLANS SHALL BE USED BY OR DISCLOSED TO ANY PERSON, FIRM, OR CORPORATION FOR ANY PURPOSE WHATSOEVER WITHOUT WRITTEN CONSENT OF PROCESS STUDIO PLLC. WRITTEN DIMENSIONS SHALL HAVE PRECEDENCE OVER SCALE DIMENSIONS. CONTRACTORS SHALL VERIFY AND BE RESPONSIBLE FOR ALL DIMENSIONS AND CONDITIONS ON THE JOB AND THIS OFFICE BE NOTIFIED OF ANY VARIATION FROM THE DIMENSIONS AND CONDITIONS SHOWN BY THESE DRAWINGS. WARNING: REPRODUCTION HEREOF IS A CRIMINAL OFFENSE. UNAUTHORIZED DISCLOSURE MAY CONSTITUTE TRADE SECRET MISAPPROPRIATION IN VIOLATION OF LAW.

GENERAL NOTES:

- SEE SHEET AE001 FOR GENERAL NOTES.
- DO NOT SCALE DRAWINGS.
- CONTRACTOR/SUBCONTRACTOR SHALL VERIFY ALL DIMENSIONS AND CONDITIONS BEFORE BEGINNING WORK AND SHALL REPORT TO THE ARCHITECT ANY ERRORS, INCONSISTENCIES OR OMISSIONS BEFORE BEGINNING WORK. SEE GENERAL NOTES AND SPECIFICATIONS.
- ALL MECHANICAL AND ELECTRICAL SYSTEMS TO BE DESIGN-BUILD BY SUBCONTRACTOR.

MATERIAL LEGEND:

KEYED NOTES:

KEYED NOTES:

KEY PLAN:

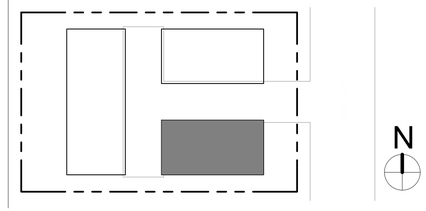

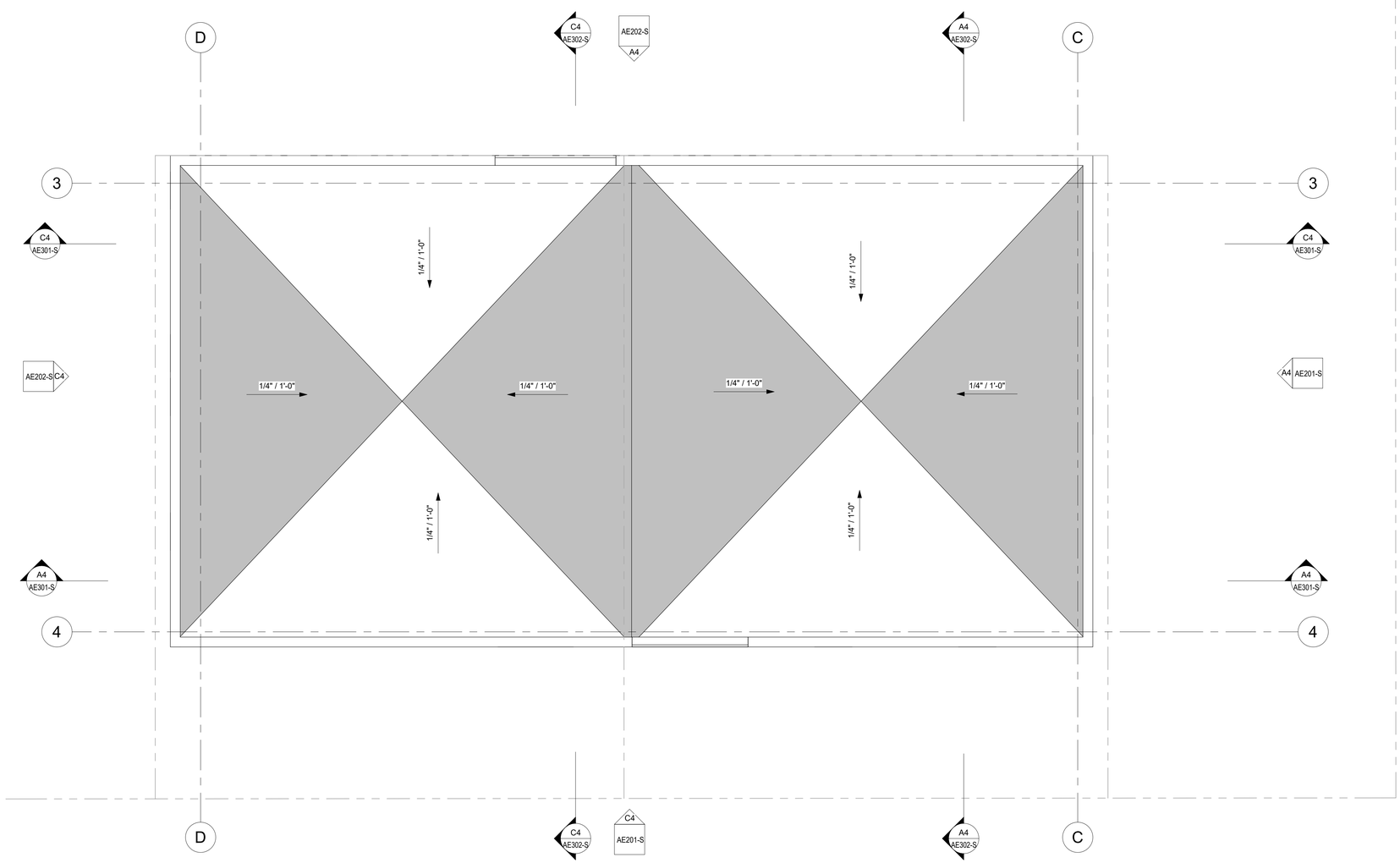

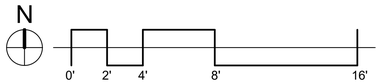

ROOF PLAN - SOUTH BLOCK A5 AE104-S
1/4" = 1'-0"

P s R t O u C d E i S o S
3055 s. grace street
salt lake city, utah 84109
p.801.906.0866
www.processpllc.com

No.	Description	Date

THE MEWS @ 300 SOUTH

ROOF PLAN - SOUTH BLOCK

PLANNED DEVELOPMENT

Project Status	APPLICATION
Project Number	19_0045
Date	03.16.2023
Drawn by	MDB
Checked by	DJY

AE104-S

Scale	1/4" = 1'-0"

3/16/2023 3:54:16 PM

ALL IDEAS, DESIGNS, ARRANGEMENTS, AND PLANS INDICATED OR REPRESENTED IN THIS DRAWING ARE OWNED BY AND THE POPERTY OF PROCESS STUDIO PLLC AND WERE CREATED, EVOLVED, AND DEVELOPED FOR USE ON AND IN CONNECTION WITH THIS SPECIFIED PROJECT. NONE OF THE IDEAS, DESIGNS, ARRANGEMENTS, OR PLANS SHALL BE USED BY OR DISCLOSED TO ANY PERSON, FIRM, OR CORPORATION FOR ANY PURPOSE WHATSOEVER WITHOUT WRITTEN CONSENT OF PROCESS STUDIO PLLC. WRITTEN DIMENSIONS SHALL HAVE PRECEDENCE OVER SCALE DIMENSIONS. CONTRACTORS SHALL VERIFY AND BE RESPONSIBLE FOR ALL DIMENSIONS AND CONDITIONS ON THE JOB AND THIS OFFICE BE NOTIFIED OF ANY VARIATION FROM THE DIMENSIONS AND CONDITIONS SHOWN BY THESE DRAWINGS. WARNING: REPRODUCTION HEREOF IS A CRIMINAL OFFENSE. UNAUTHORIZED DISCLOSURE MAY CONSTITUTE TRADE SECRET MISAPPROPRIATION IN VIOLATION OF LAW.

GENERAL NOTES:

- SEE SHEET AE001 FOR GENERAL NOTES.
- DO NOT SCALE DRAWINGS.
- CONTRACTOR/SUBCONTRACTOR SHALL VERIFY ALL DIMENSIONS AND CONDITIONS BEFORE BEGINNING WORK AND SHALL REPORT TO THE ARCHITECT ANY ERRORS, INCONSISTENCIES OR OMISSIONS BEFORE BEGINNING WORK. SEE GENERAL NOTES AND SPECIFICATIONS.
- ALL MECHANICAL AND ELECTRICAL SYSTEMS TO BE DESIGN-BUILD BY SUBCONTRACTOR.

MATERIAL LEGEND:

KEYED NOTES:

KEYED NOTES:

KEY PLAN:

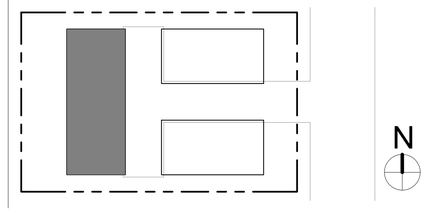

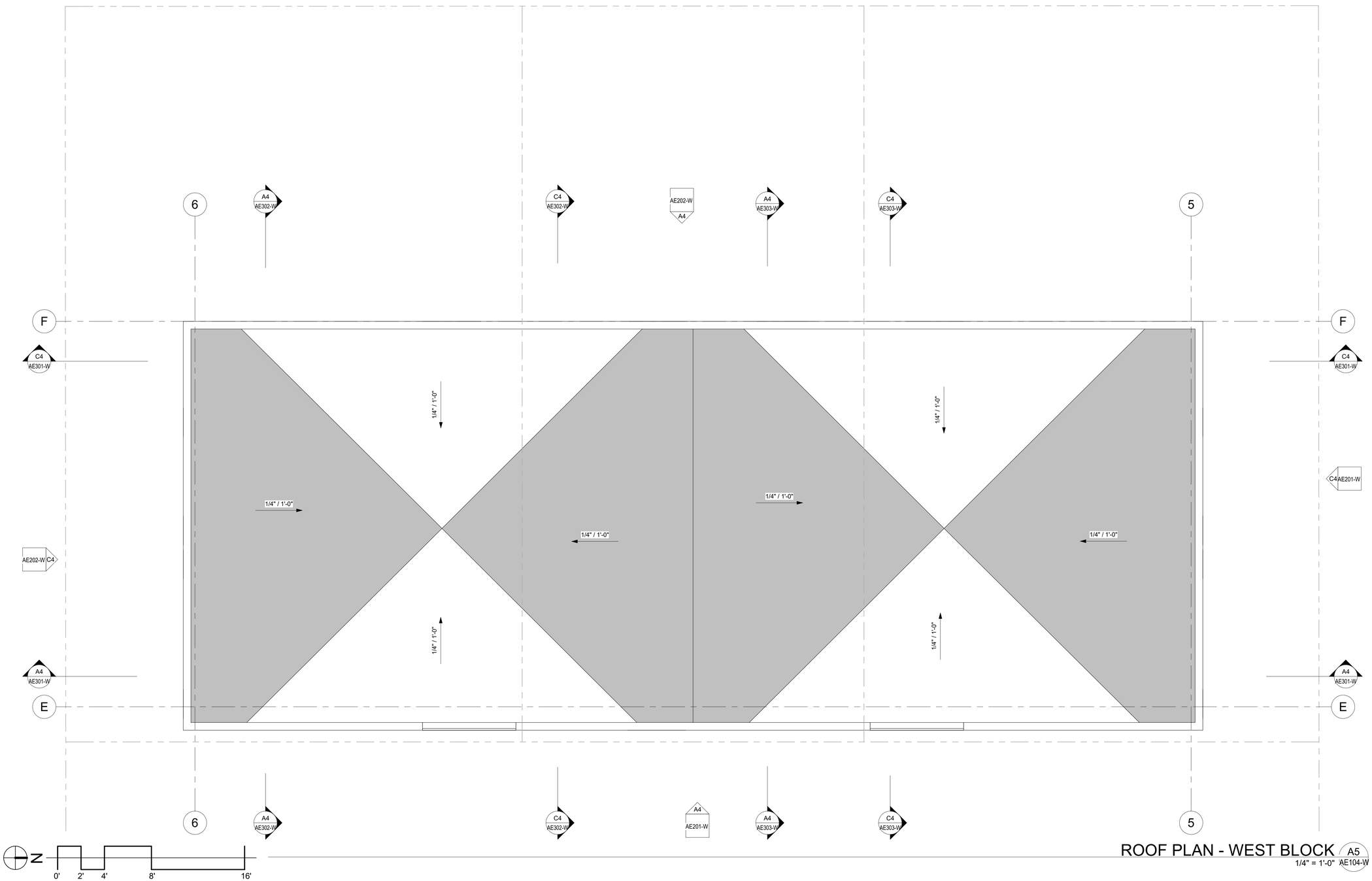

ROOF PLAN - WEST BLOCK A5
1/4" = 1'-0" AE104-W

P s R t O u C d E i S o S
3055 s. grace street
salt lake city, utah 84109
p.801.906.0866
www.processpllc.com

No.	Description	Date

THE MEWS @ 300 SOUTH

ROOF PLAN - WEST BLOCK

PLANNED DEVELOPMENT

Project Status	APPLICATION
Project Number	19_0045
Date	03.16.2023
Drawn by	MDB
Checked by	DJY

AE104-W

Scale	1/4" = 1'-0"

3/16/2023 3:54:17 PM

ALL IDEAS, DESIGNS, ARRANGEMENTS, AND PLANS INDICATED OR REPRESENTED IN THIS DRAWING ARE OWNED BY AND THE POPERTY OF PROCESS STUDIO PLLC AND WERE CREATED, EVOLVED, AND DEVELOPED FOR USE ON AND IN CONNECTION WITH THIS SPECIFIED PROJECT. NONE OF THE IDEAS, DESIGNS, ARRANGEMENTS, OR PLANS SHALL BE USED BY OR DISCLOSED TO ANY PERSON, FIRM, OR CORPORATION FOR ANY PURPOSE WHATSOEVER WITHOUT WRITTEN CONSENT OF PROCESS STUDIO PLLC. WRITTEN DIMENSIONS SHALL HAVE PRECEDENCE OVER SCALE DIMENSIONS. CONTRACTORS SHALL VERIFY AND BE RESPONSIBLE FOR ALL DIMENSIONS AND CONDITIONS ON THE JOB AND THIS OFFICE BE NOTIFIED OF ANY VARIATION FROM THE DIMENSIONS AND CONDITIONS SHOWN BY THESE DRAWINGS. WARNING: REPRODUCTION HEREOF IS A CRIMINAL OFFENSE. UNAUTHORIZED DISCLOSURE MAY CONSTITUTE TRADE SECRET MISAPPROPRIATION IN VIOLATION OF LAW.

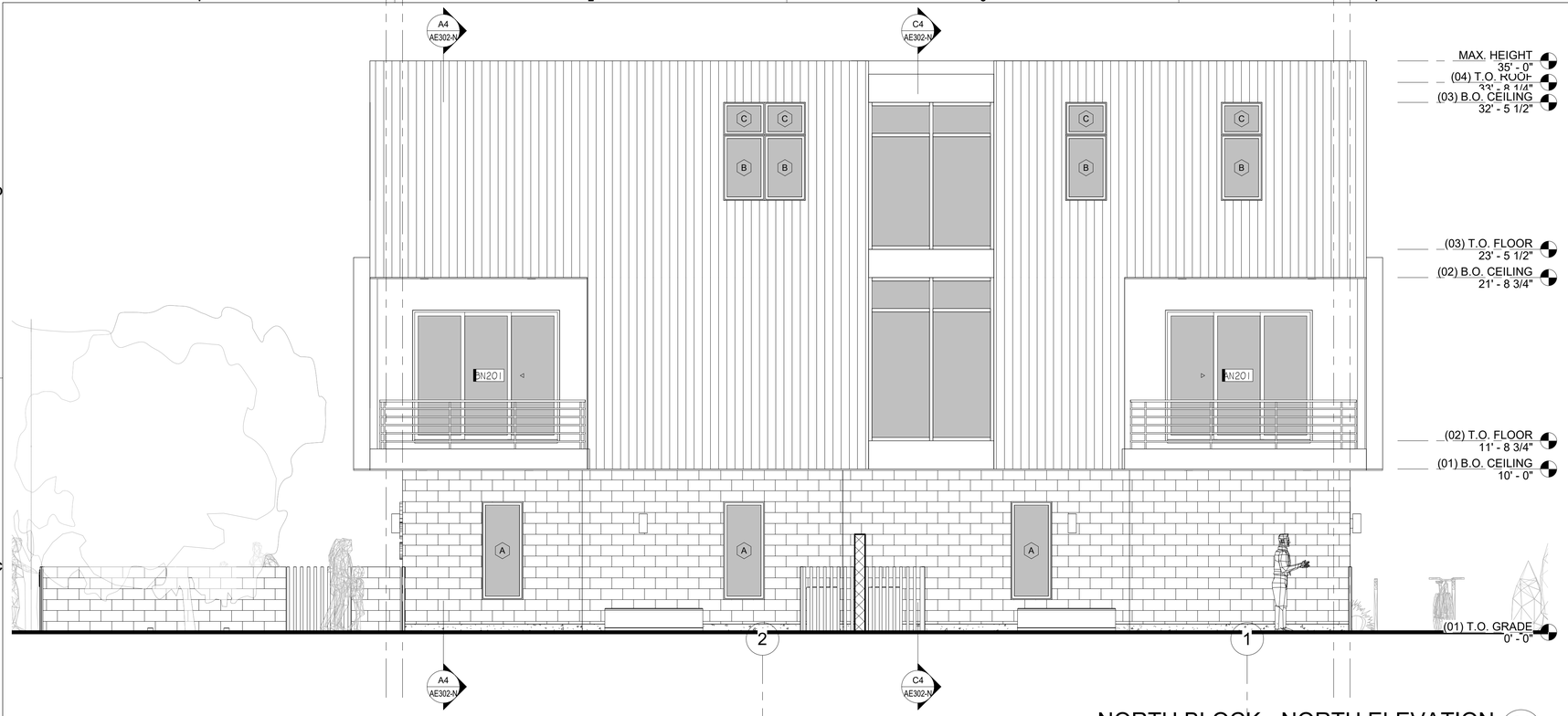

NORTH BLOCK - NORTH ELEVATION (C4 / AE201-N)
1/4" = 1'-0"

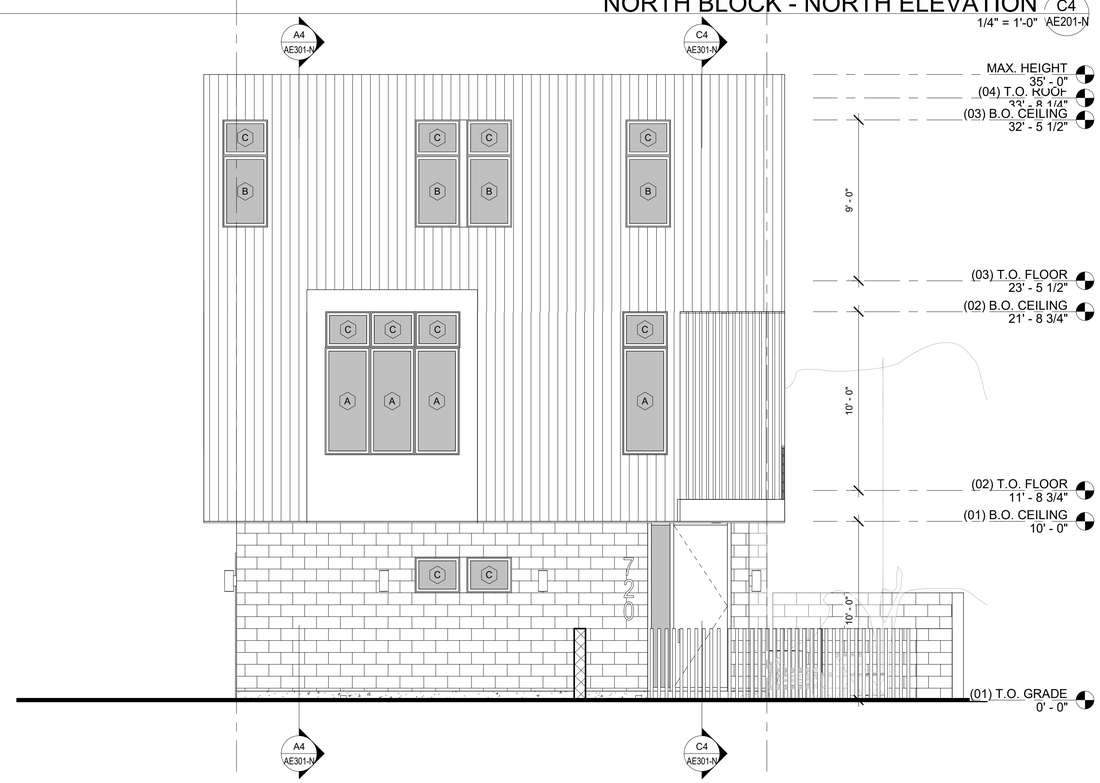

NORTH BLOCK - EAST ELEVATION (A4 / AE201-N)
1/4" = 1'-0"

0' 2' 4' 8' 16'

GENERAL NOTES:

- SEE SHEET AE001 FOR GENERAL NOTES.
- DO NOT SCALE DRAWINGS.
- CONTRACTOR/SUBCONTRACTOR SHALL VERIFY ALL DIMENSIONS AND CONDITIONS BEFORE BEGINNING WORK AND SHALL REPORT TO THE ARCHITECT ANY ERRORS, INCONSISTENCIES OR OMISSIONS BEFORE BEGINNING WORK. SEE GENERAL NOTES AND SPECIFICATIONS.
- ALL MECHANICAL AND ELECTRICAL SYSTEMS TO BE DESIGN-BUILD BY SUBCONTRACTOR.

MATERIAL LEGEND:

PAINTED GYP. BOARD

KEYED NOTES:

P s R t O u C d E i S o S

3055 s. grace street
salt lake city, utah 84109
p.801.906.0866
www.processpllc.com

No.	Description	Date

THE MEWS @ 300 SOUTH

EXTERIOR ELEVATIONS - NORTH BLOCK

PLANNED DEVELOPMENT

Project Status	APPLICATION
Project Number	19_0045
Date	03.16.2023
Drawn by	MDB
Checked by	DJY

AE201-N

Scale 1/4" = 1'-0"

3/16/2023 3:54:21 PM

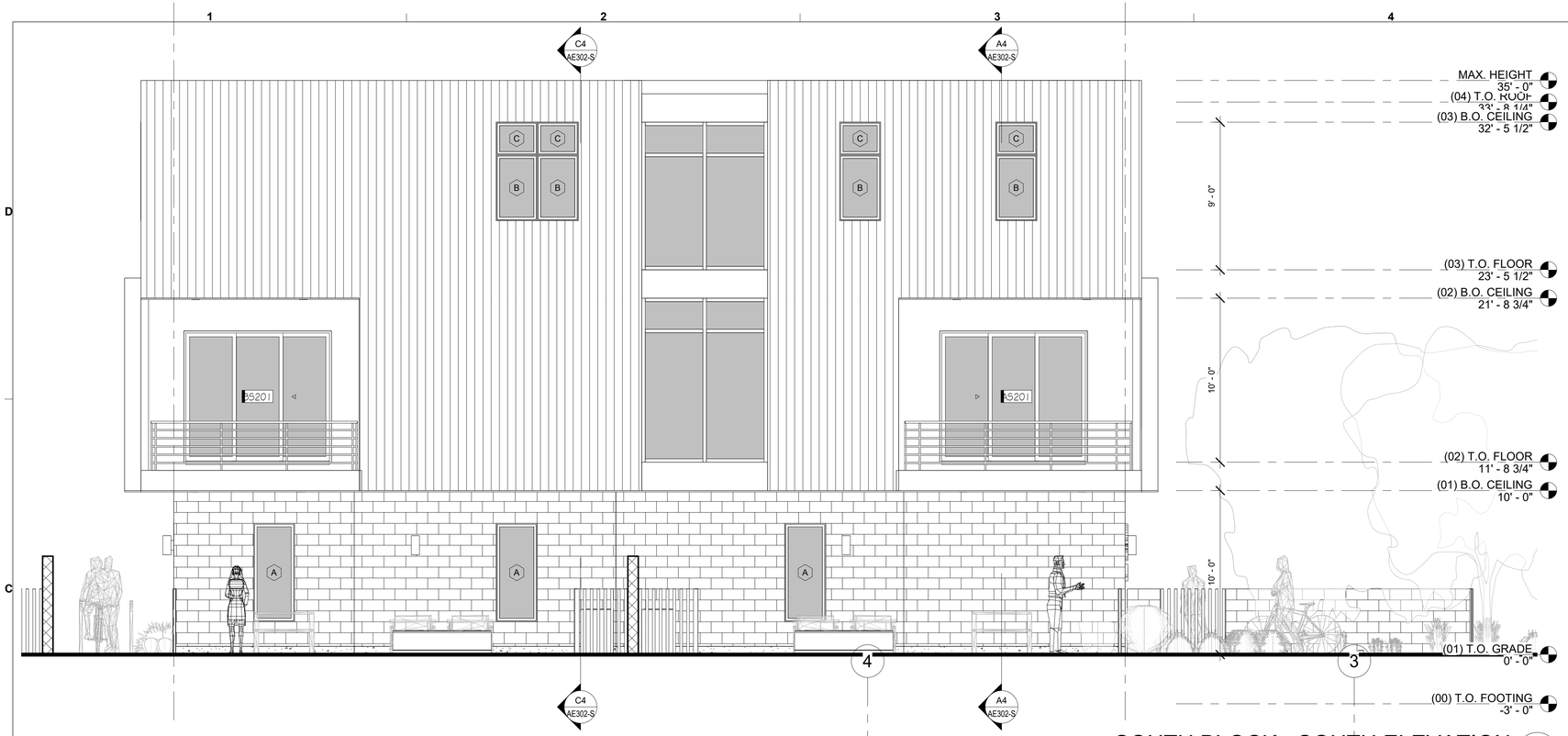

SOUTH BLOCK - SOUTH ELEVATION C4
1/4" = 1'-0" AE201-S

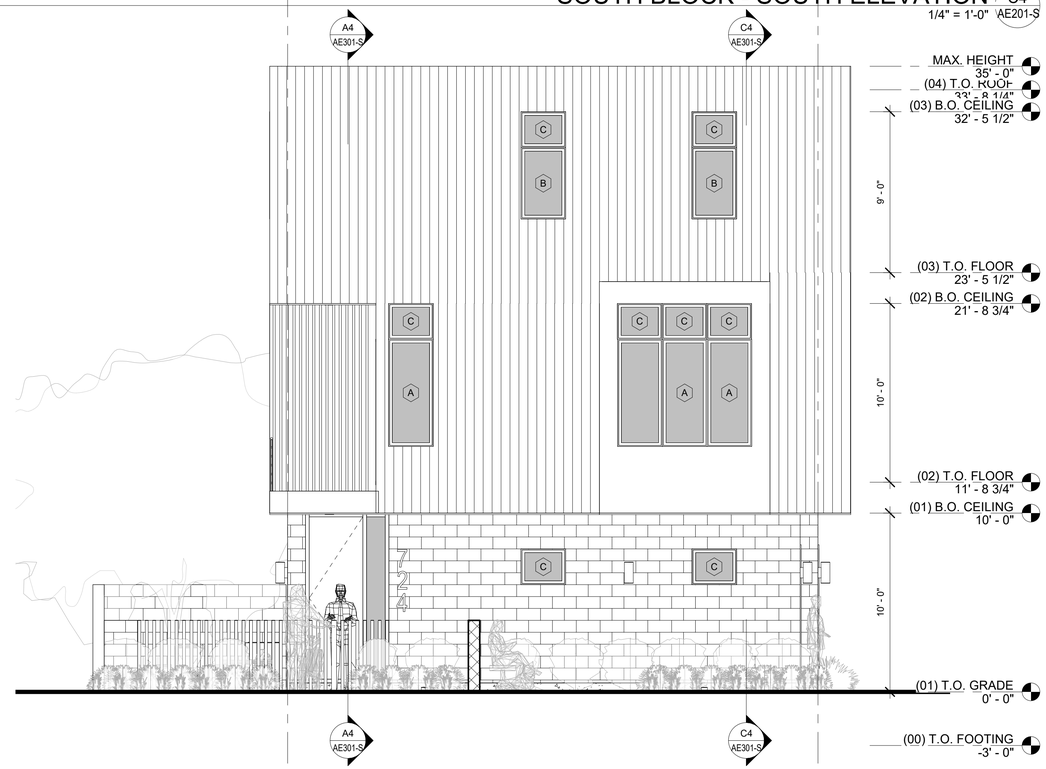

SOUTH BLOCK - EAST ELEVATION A4
1/4" = 1'-0" AE201-S

0' 2' 4' 8' 16'

GENERAL NOTES:

- SEE SHEET AE001 FOR GENERAL NOTES.
- DO NOT SCALE DRAWINGS.
- CONTRACTOR/SUBCONTRACTOR SHALL VERIFY ALL DIMENSIONS AND CONDITIONS BEFORE BEGINNING WORK AND SHALL REPORT TO THE ARCHITECT ANY ERRORS, INCONSISTENCIES OR OMISSIONS BEFORE BEGINNING WORK. SEE GENERAL NOTES AND SPECIFICATIONS.
- ALL MECHANICAL AND ELECTRICAL SYSTEMS TO BE DESIGN-BUILD BY SUBCONTRACTOR.

MATERIAL LEGEND:

PAINTED GYP. BOARD

KEYED NOTES:

P s R t O u C d E i S o S

3055 s. grace street
salt lake city, utah 84109
p.801.906.0866
www.processpllc.com

No.	Description	Date

THE MEWS @ 300 SOUTH

EXTERIOR ELEVATIONS - SOUTH BLOCK

PLANNED DEVELOPMENT

Project Status	APPLICATION
Project Number	19_0045
Date	03.16.2023
Drawn by	MDB
Checked by	DJY

AE201-S

Scale 1/4" = 1'-0"

3/16/2023 3:55:11 PM

ALL IDEAS, DESIGNS, ARRANGEMENTS AND PLANS INDICATED OR REPRESENTED IN THIS DRAWING ARE OWNED BY AND THE POPERTY OF PROCESS STUDIO PLLC AND WERE CREATED, EVOLVED, AND DEVELOPED FOR USE ON AND IN CONNECTION WITH THIS SPECIFIED PROJECT. NONE OF THE IDEAS, DESIGNS, ARRANGEMENTS, OR PLANS SHALL BE USED BY OR DISCLOSED TO ANY PERSON, FIRM, OR CORPORATION FOR ANY PURPOSE WHATSOEVER WITHOUT WRITTEN CONSENT OF PROCESS STUDIO PLLC. WRITTEN DIMENSIONS SHALL HAVE PRECEDENCE OVER SCALE DIMENSIONS. CONTRACTORS SHALL VERIFY AND BE RESPONSIBLE FOR ALL DIMENSIONS AND CONDITIONS ON THE JOB AND THIS OFFICE BE NOTIFIED OF ANY VARIATION FROM THE DIMENSIONS AND CONDITIONS SHOWN BY THESE DRAWINGS. WARNING: REPRODUCTION HEREOF IS A CRIMINAL OFFENSE. UNAUTHORIZED DISCLOSURE MAY CONSTITUTE TRADE SECRET MISAPPROPRIATION IN VIOLATION OF LAW.

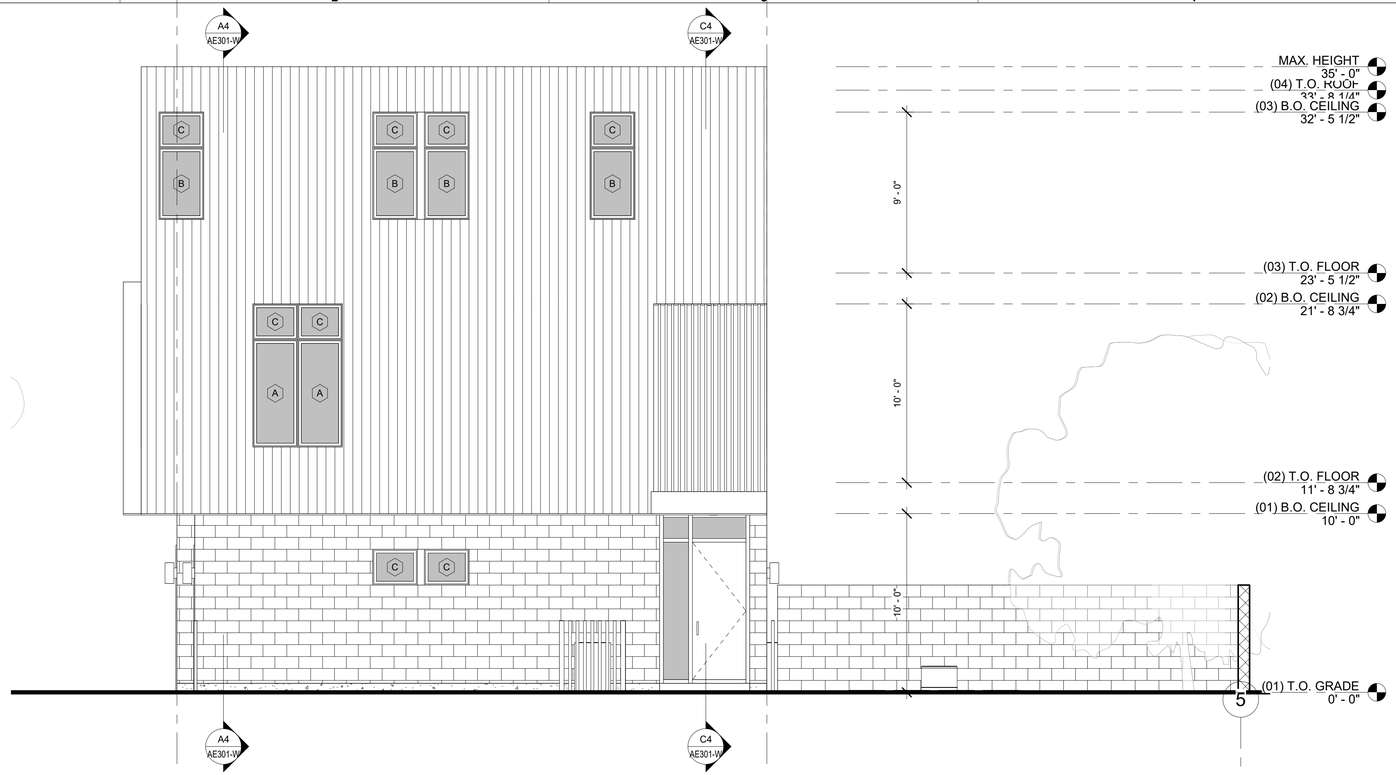

WEST BLOCK - NORTH ELEVATION C4
1/4" = 1'-0" AE201-W

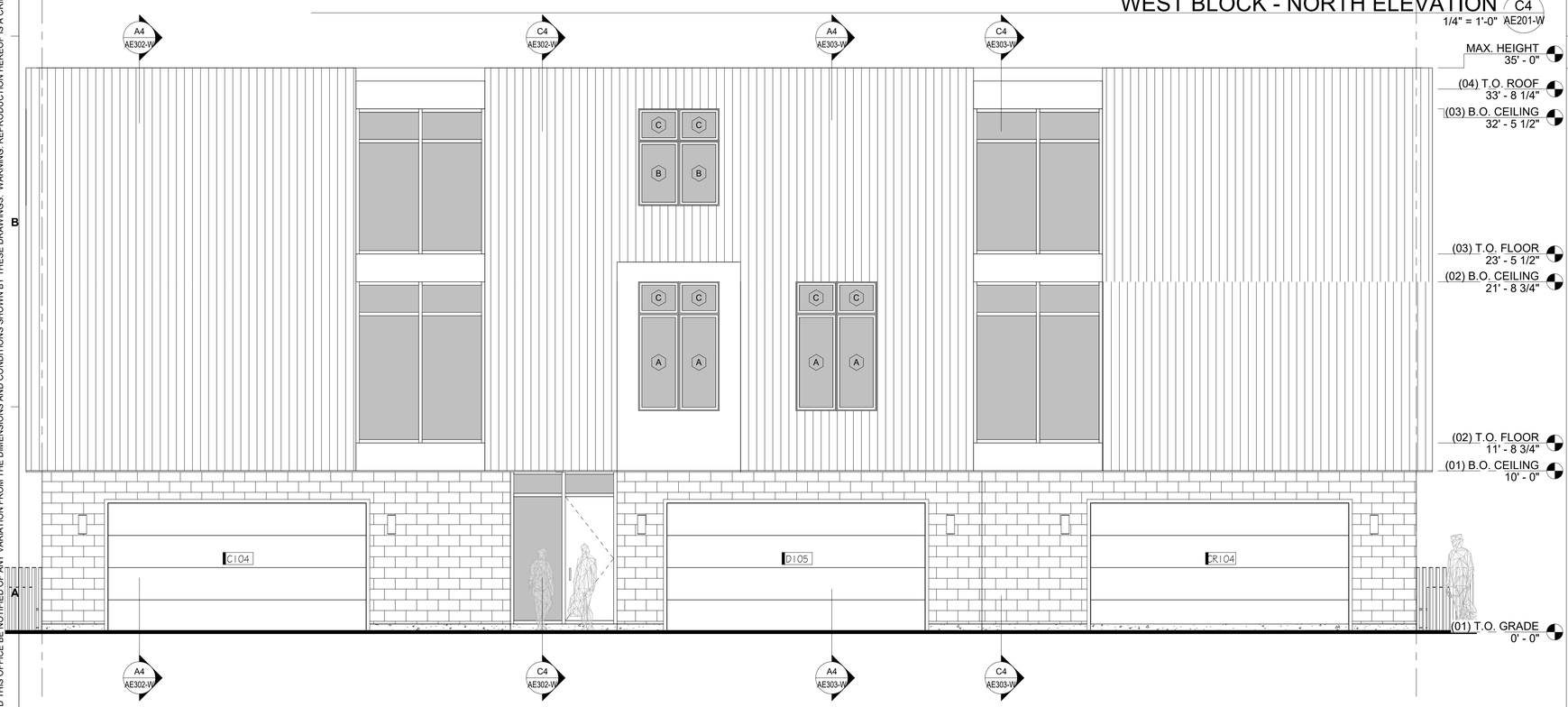

WEST BLOCK - EAST ELEVATION A4
1/4" = 1'-0" AE201-W

0' 2' 4' 8' 16'

GENERAL NOTES:

- SEE SHEET AE001 FOR GENERAL NOTES.
- DO NOT SCALE DRAWINGS.
- CONTRACTOR/SUBCONTRACTOR SHALL VERIFY ALL DIMENSIONS AND CONDITIONS BEFORE BEGINNING WORK AND SHALL REPORT TO THE ARCHITECT ANY ERRORS, INCONSISTENCIES OR OMISSIONS BEFORE BEGINNING WORK. SEE GENERAL NOTES AND SPECIFICATIONS.
- ALL MECHANICAL AND ELECTRICAL SYSTEMS TO BE DESIGN-BUILD BY SUBCONTRACTOR.

MATERIAL LEGEND:

PAINTED GYP. BOARD

KEYED NOTES:

P s R t O u C d E i S o S

3055 s. grace street
salt lake city, utah 84109
p.801.906.0866
www.processpllc.com

No.	Description	Date

THE MEWS @ 300 SOUTH

EXTERIOR ELEVATIONS - WEST BLOCK

PLANNED DEVELOPMENT

Project Status	APPLICATION
Project Number	19_0045
Date	03.16.2023
Drawn by	MDB
Checked by	DJY

AE201-W

Scale 1/4" = 1'-0"

3/16/2023 3:55:13 PM

ALL IDEAS, DESIGNS, ARRANGEMENTS, AND PLANS INDICATED OR REPRESENTED IN THIS DRAWING ARE OWNED BY AND THE POPERTY OF PROCESS STUDIO PLLC AND WERE CREATED, EVOLVED, AND DEVELOPED FOR USE ON AND IN CONNECTION WITH THIS SPECIFIED PROJECT. NONE OF THE IDEAS, DESIGNS, ARRANGEMENTS, OR PLANS SHALL BE USED BY OR DISCLOSED TO ANY PERSON, FIRM, OR CORPORATION FOR ANY PURPOSE WHATSOEVER WITHOUT WRITTEN CONSENT OF PROCESS STUDIO PLLC. WRITTEN DIMENSIONS SHALL HAVE PRECEDENCE OVER SCALE DIMENSIONS. CONTRACTORS SHALL VERIFY AND BE RESPONSIBLE FOR ALL DIMENSIONS AND CONDITIONS ON THE JOB AND THIS OFFICE BE NOTIFIED OF ANY VARIATION FROM THE DIMENSIONS AND CONDITIONS SHOWN BY THESE DRAWINGS. WARNING: REPRODUCTION HEREOF IS A CRIMINAL OFFENSE. UNAUTHORIZED DISCLOSURE MAY CONSTITUTE TRADE SECRET MISAPPROPRIATION IN VIOLATION OF LAW.

ALL IDEAS, DESIGNS, ARRANGEMENTS, AND PLANS INDICATED OR REPRESENTED IN THIS DRAWING ARE OWNED BY AND THE POPERTY OF PROCESS STUDIO PLLC AND WERE CREATED, EVOLVED, AND DEVELOPED FOR USE ON AND IN CONNECTION WITH THIS SPECIFIED PROJECT. NONE OF THE IDEAS, DESIGNS, ARRANGEMENTS, OR PLANS SHALL BE USED BY OR DISCLOSED TO ANY PERSON, FIRM, OR CORPORATION FOR ANY PURPOSE WHATSOEVER WITHOUT WRITTEN CONSENT OF PROCESS STUDIO PLLC. WRITTEN DIMENSIONS SHALL HAVE PRECEDENCE OVER SCALE DIMENSIONS. CONTRACTORS SHALL VERIFY AND BE RESPONSIBLE FOR ALL DIMENSIONS AND CONDITIONS ON THE JOB AND THIS OFFICE BE NOTIFIED OF ANY VARIATION FROM THE DIMENSIONS AND CONDITIONS SHOWN BY THESE DRAWINGS. WARNING: REPRODUCTION HEREOF IS A CRIMINAL OFFENSE. UNAUTHORIZED DISCLOSURE MAY CONSTITUTE TRADE SECRET MISAPPROPRIATION IN VIOLATION OF LAW.

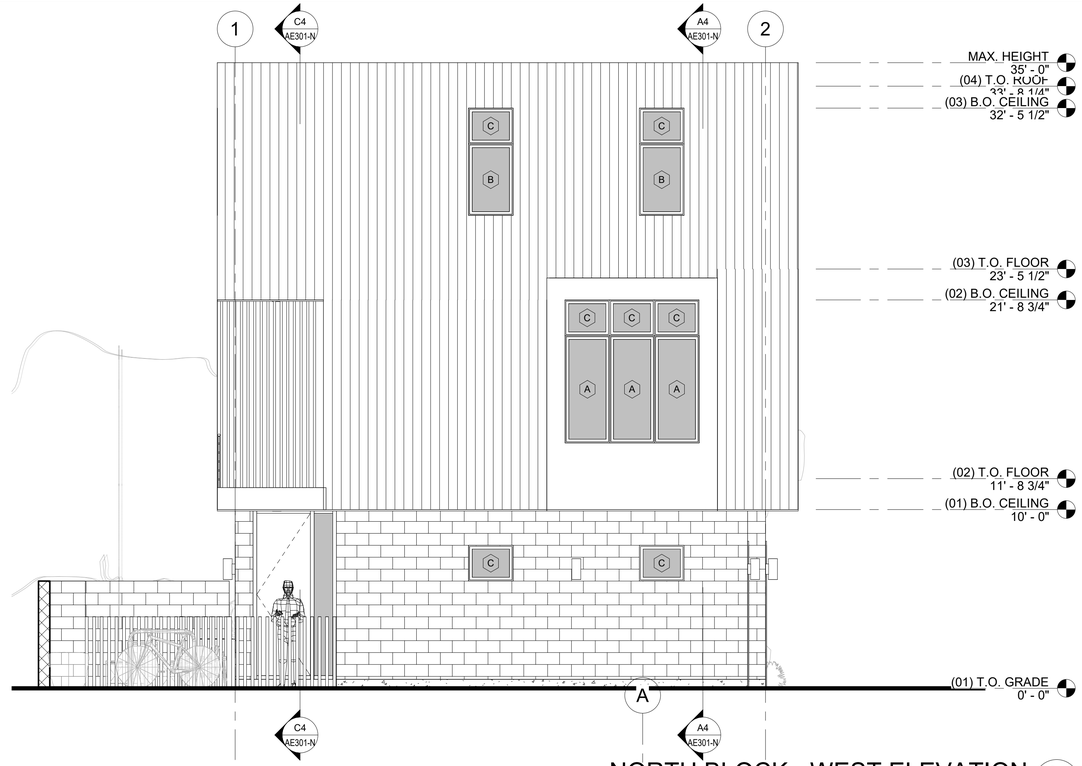

NORTH BLOCK - WEST ELEVATION C4 AE202-N
1/4" = 1'-0"

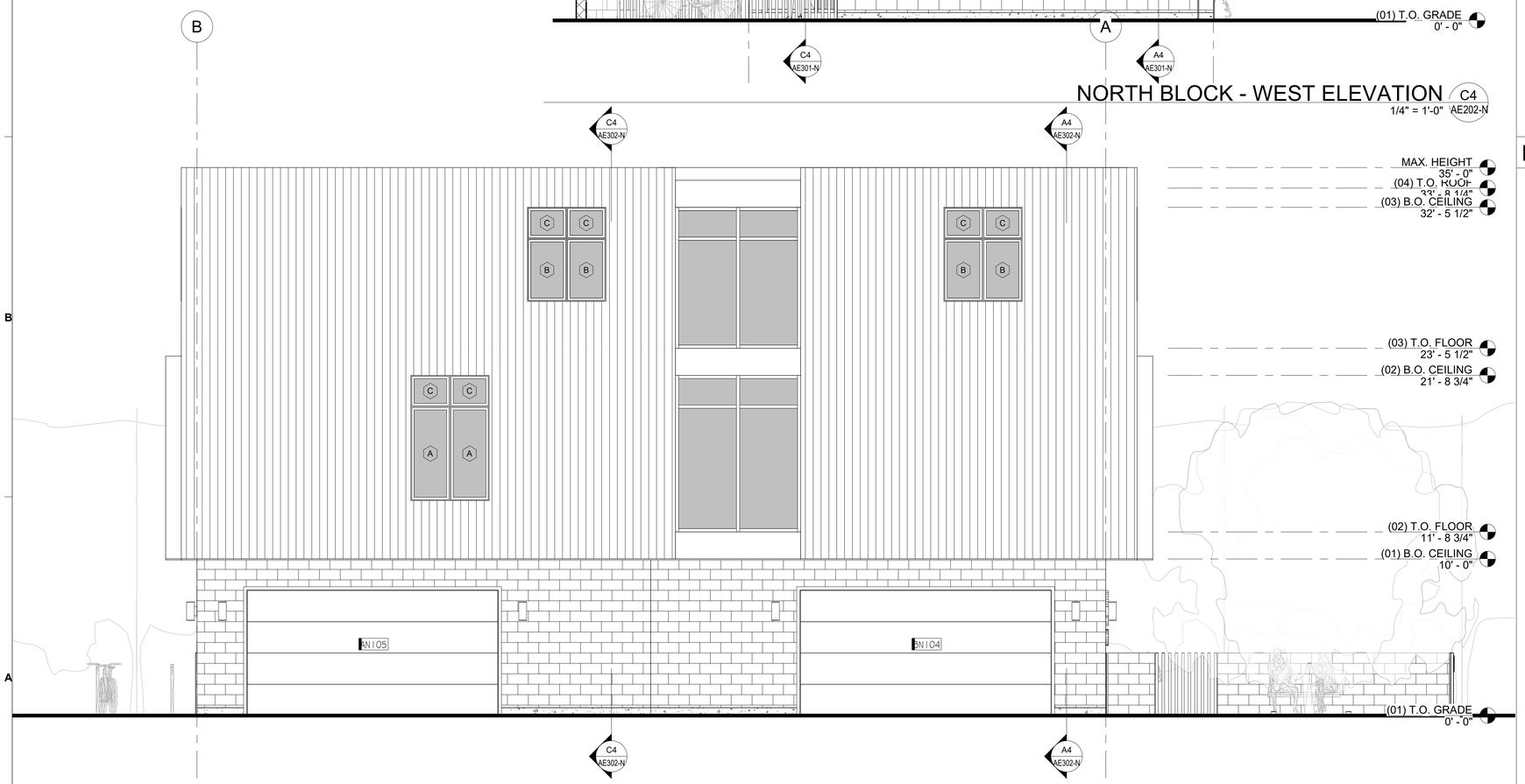

NORTH BLOCK - SOUTH ELEVATION A4 AE202-N
1/4" = 1'-0"

GENERAL NOTES:

- SEE SHEET AE001 FOR GENERAL NOTES.
- DO NOT SCALE DRAWINGS.
- CONTRACTOR/SUBCONTRACTOR SHALL VERIFY ALL DIMENSIONS AND CONDITIONS BEFORE BEGINNING WORK AND SHALL REPORT TO THE ARCHITECT ANY ERRORS, INCONSISTENCIES OR OMISSIONS BEFORE BEGINNING WORK. SEE GENERAL NOTES AND SPECIFICATIONS.
- ALL MECHANICAL AND ELECTRICAL SYSTEMS TO BE DESIGN-BUILD BY SUBCONTRACTOR.

MATERIAL LEGEND:

PAINTED GYP. BOARD

KEYED NOTES:

P s R t O u C d E i S o S
3055 s. grace street
salt lake city, utah 84109
p.801.906.0866
www.processpllc.com

No.	Description	Date

THE MEWS @ 300 SOUTH

EXTERIOR ELEVATIONS - NORTH BLOCK

PLANNED DEVELOPMENT

Project Status	APPLICATION
Project Number	19_0045
Date	03.16.2023
Drawn by	MDB
Checked by	DJY

AE202-N

Scale 1/4" = 1'-0"

3/16/2023 3:55:16 PM

ALL IDEAS, DESIGNS, ARRANGEMENTS, AND PLANS INDICATED OR REPRESENTED IN THIS DRAWING ARE OWNED BY AND THE POPERTY OF PROCESS STUDIO PLLC AND WERE CREATED, EVOLVED, AND DEVELOPED FOR USE ON AND IN CONNECTION WITH THIS SPECIFIED PROJECT. NONE OF THE IDEAS, DESIGNS, ARRANGEMENTS, OR PLANS SHALL BE USED BY OR DISCLOSED TO ANY PERSON, FIRM, OR CORPORATION FOR ANY PURPOSE WHATSOEVER WITHOUT WRITTEN CONSENT OF PROCESS STUDIO PLLC. WRITTEN DIMENSIONS SHALL HAVE PRECEDENCE OVER SCALE DIMENSIONS. CONTRACTORS SHALL VERIFY AND BE RESPONSIBLE FOR ALL DIMENSIONS AND CONDITIONS ON THE JOB AND THIS OFFICE BE NOTIFIED OF ANY VARIATION FROM THE DIMENSIONS AND CONDITIONS SHOWN BY THESE DRAWINGS. WARNING: REPRODUCTION HEREOF IS A CRIMINAL OFFENSE. UNAUTHORIZED DISCLOSURE MAY CONSTITUTE TRADE SECRET MISAPPROPRIATION IN VIOLATION OF LAW.

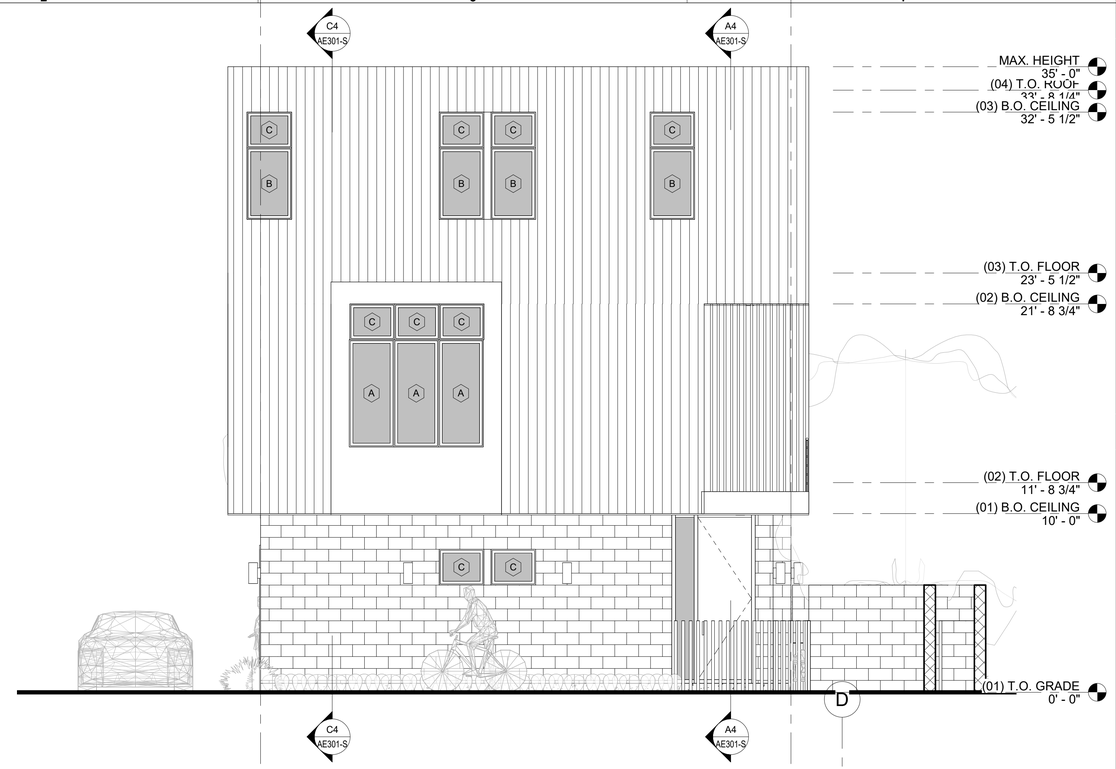

SOUTH BLOCK - WEST ELEVATION (C4)
1/4" = 1'-0" (AE202-S)

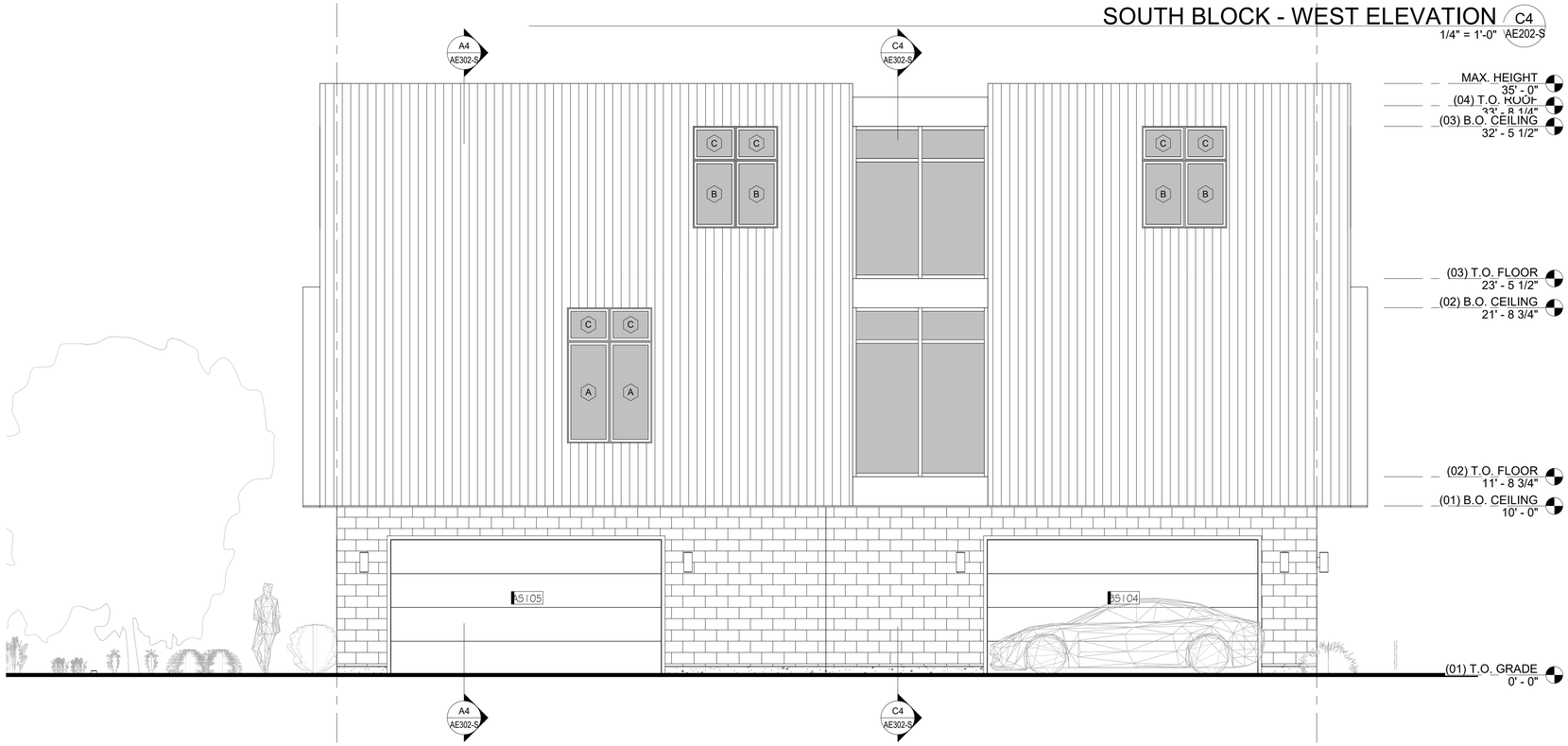

SOUTH BLOCK - NORTH ELEVATION (A4)
1/4" = 1'-0" (AE202-S)

0' 2' 4' 8' 16'

GENERAL NOTES:

- SEE SHEET AE001 FOR GENERAL NOTES.
- DO NOT SCALE DRAWINGS.
- CONTRACTOR/SUBCONTRACTOR SHALL VERIFY ALL DIMENSIONS AND CONDITIONS BEFORE BEGINNING WORK AND SHALL REPORT TO THE ARCHITECT ANY ERRORS, INCONSISTENCIES OR OMISSIONS BEFORE BEGINNING WORK. SEE GENERAL NOTES AND SPECIFICATIONS.
- ALL MECHANICAL AND ELECTRICAL SYSTEMS TO BE DESIGN-BUILD BY SUBCONTRACTOR.

MATERIAL LEGEND:

PAINTED GYP. BOARD

KEYED NOTES:

P s R t O u C d E i S o S
3055 s. grace street
salt lake city, utah 84109
p.801.906.0866
www.processpllc.com

No.	Description	Date

THE MEWS @ 300 SOUTH

EXTERIOR ELEVATIONS - SOUTH BLOCK

PLANNED DEVELOPMENT

Project Status	APPLICATION
Project Number	19_0045
Date	03.16.2023
Drawn by	MDB
Checked by	DJY

AE202-S

Scale 1/4" = 1'-0"

3/16/2023 3:55:19 PM

ALL IDEAS, DESIGNS, ARRANGEMENTS AND PLANS INDICATED OR REPRESENTED IN THIS DRAWING ARE OWNED BY AND THE POPERTY OF PROCESS STUDIO PLLC AND WERE CREATED, EVOLVED, AND DEVELOPED FOR USE ON AND IN CONNECTION WITH THIS SPECIFIED PROJECT. NONE OF THE IDEAS, DESIGNS, ARRANGEMENTS, OR PLANS SHALL BE USED BY OR DISCLOSED TO ANY PERSON, FIRM, OR CORPORATION FOR ANY PURPOSE WHATSOEVER WITHOUT WRITTEN CONSENT OF PROCESS STUDIO PLLC. WRITTEN DIMENSIONS SHALL HAVE PRECEDENCE OVER SCALE DIMENSIONS. CONTRACTORS SHALL VERIFY AND BE RESPONSIBLE FOR ALL DIMENSIONS AND CONDITIONS ON THE JOB AND THIS OFFICE BE NOTIFIED OF ANY VARIATION FROM THE DIMENSIONS AND CONDITIONS SHOWN BY THESE DRAWINGS. WARNING: REPRODUCTION HEREOF IS A CRIMINAL OFFENSE. UNAUTHORIZED DISCLOSURE MAY CONSTITUTE TRADE SECRET MISAPPROPRIATION IN VIOLATION OF LAW.

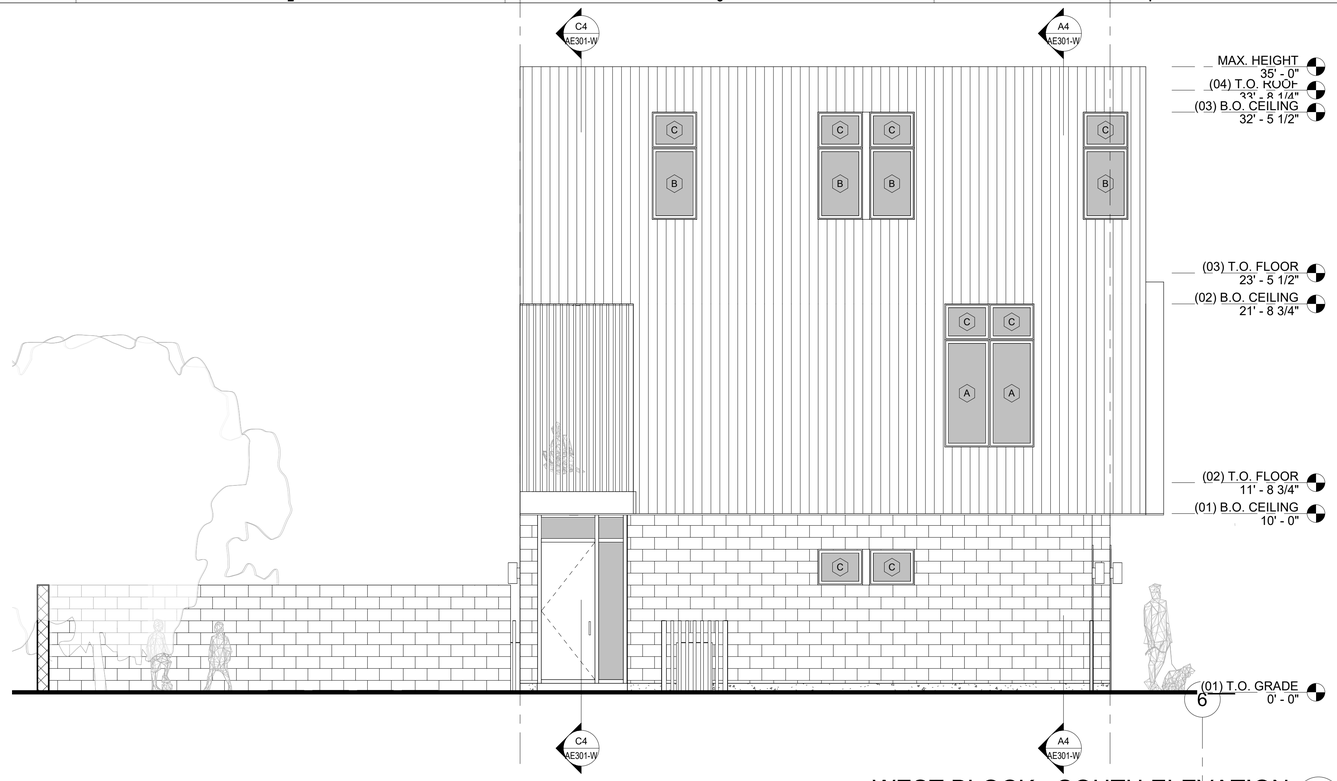

WEST BLOCK - SOUTH ELEVATION (C4)
1/4" = 1'-0" AE202-W

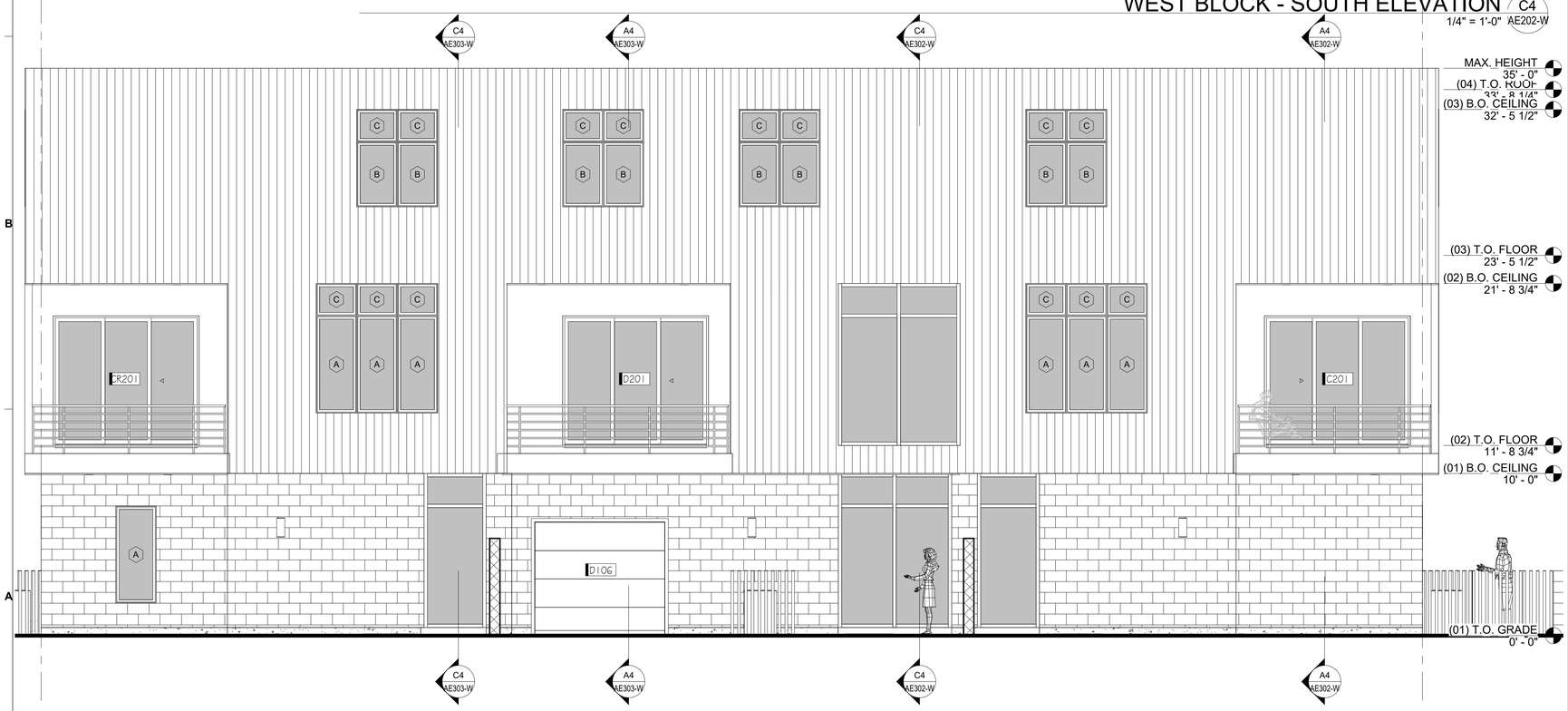

WEST BLOCK - WEST ELEVATION (A4)
1/4" = 1'-0" AE202-W

0' 2' 4' 8' 16'

GENERAL NOTES:

- SEE SHEET AE001 FOR GENERAL NOTES.
- DO NOT SCALE DRAWINGS.
- CONTRACTOR/SUBCONTRACTOR SHALL VERIFY ALL DIMENSIONS AND CONDITIONS BEFORE BEGINNING WORK AND SHALL REPORT TO THE ARCHITECT ANY ERRORS, INCONSISTENCIES OR OMISSIONS BEFORE BEGINNING WORK. SEE GENERAL NOTES AND SPECIFICATIONS.
- ALL MECHANICAL AND ELECTRICAL SYSTEMS TO BE DESIGN-BUILD BY SUBCONTRACTOR.

MATERIAL LEGEND:

PAINTED GYP. BOARD

KEYED NOTES:

P s R t O u C d E i S o S
3055 s. grace street
salt lake city, utah 84109
p.801.906.0866
www.processpllc.com

No.	Description	Date

THE MEWS @ 300 SOUTH

EXTERIOR ELEVATIONS - WEST BLOCK

PLANNED DEVELOPMENT

Project Status	APPLICATION
Project Number	19_0045
Date	03.16.2023
Drawn by	MDB
Checked by	DJY

AE202-W

Scale 1/4" = 1'-0"

3/16/2023 3:55:22 PM

ALL IDEAS, DESIGNS, ARRANGEMENTS, AND PLANS INDICATED OR REPRESENTED IN THIS DRAWING ARE OWNED BY AND THE POPERTY OF PROCESS STUDIO PLLC AND WERE CREATED, EVOLVED, AND DEVELOPED FOR USE ON AND IN CONNECTION WITH THIS SPECIFIED PROJECT. NONE OF THE IDEAS, DESIGNS, ARRANGEMENTS, OR PLANS SHALL BE USED BY OR DISCLOSED TO ANY PERSON, FIRM, OR CORPORATION FOR ANY PURPOSE WHATSOEVER WITHOUT WRITTEN CONSENT OF PROCESS STUDIO PLLC. WRITTEN DIMENSIONS SHALL HAVE PRECEDENCE OVER SCALE DIMENSIONS. CONTRACTORS SHALL VERIFY AND BE RESPONSIBLE FOR ALL DIMENSIONS AND CONDITIONS ON THE JOB AND THIS OFFICE BE NOTIFIED OF ANY VARIATION FROM THE DIMENSIONS AND CONDITIONS SHOWN BY THESE DRAWINGS. WARNING: REPRODUCTION HEREOF IS A CRIMINAL OFFENSE. UNAUTHORIZED DISCLOSURE MAY CONSTITUTE TRADE SECRET MISAPPROPRIATION IN VIOLATION OF LAW.

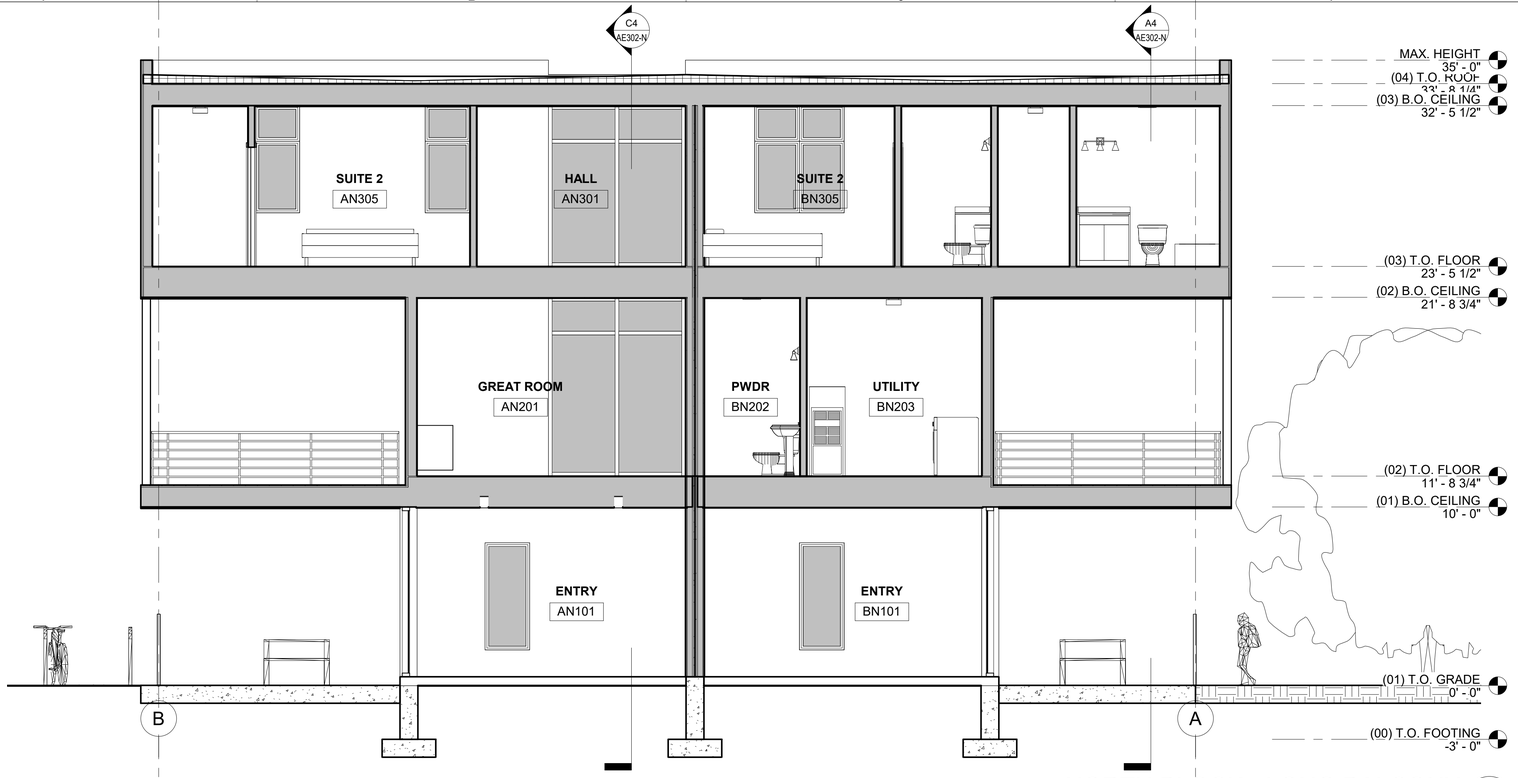

NORTH BLOCK - LONG BALCONY C4
1/4" = 1'-0" AE301-N

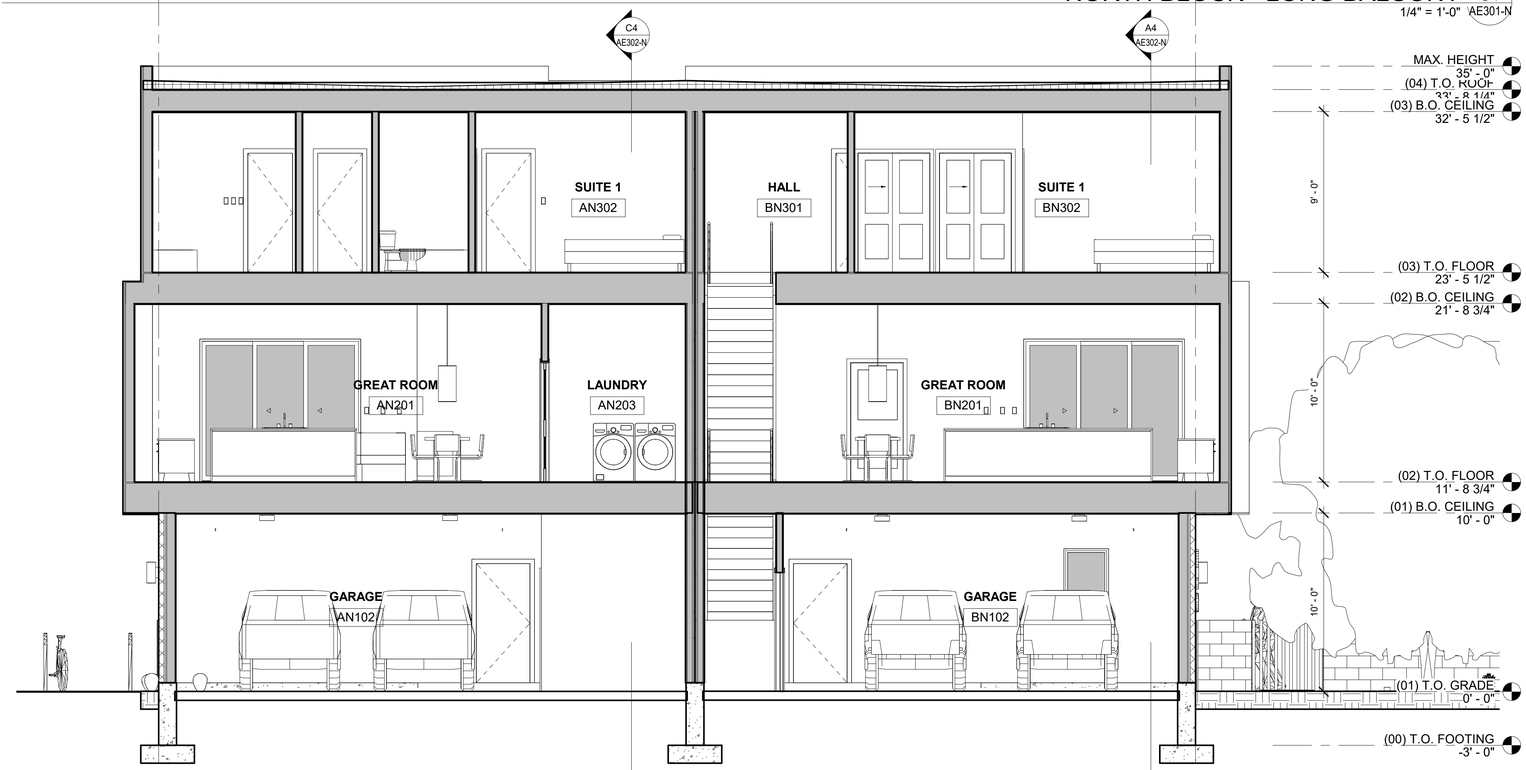

NORTH BLOCK - LONG A4
1/4" = 1'-0" AE301-N

0' 2' 4' 8' 16'

GENERAL NOTES:

- SEE SHEET AE001 FOR GENERAL NOTES.
- DO NOT SCALE DRAWINGS.
- CONTRACTOR/SUBCONTRACTOR SHALL VERIFY ALL DIMENSIONS AND CONDITIONS BEFORE BEGINNING WORK AND SHALL REPORT TO THE ARCHITECT ANY ERRORS, INCONSISTENCIES OR OMISSIONS BEFORE BEGINNING WORK. SEE GENERAL NOTES AND SPECIFICATIONS.
- ALL MECHANICAL AND ELECTRICAL SYSTEMS TO BE DESIGN-BUILD BY SUBCONTRACTOR.

MATERIAL LEGEND:

PAINTED GYP. BOARD

KEYED NOTES:

P s R t O u C d E i S o S
3055 s. grace street
salt lake city, utah 84109
p.801.906.0866
www.processpllc.com

No.	Description	Date

THE MEWS @ 300 SOUTH

BUILDING SECTIONS - NORTH BLOCK

PLANNED DEVELOPMENT

Project Status	APPLICATION
Project Number	19_0045
Date	03.16.2023
Drawn by	MDB
Checked by	DJY

AE301-N

Scale 1/4" = 1'-0"

3/16/2023 3:55:25 PM

ALL IDEAS, DESIGNS, ARRANGEMENTS, AND PLANS INDICATED OR REPRESENTED IN THIS DRAWING ARE OWNED BY AND THE POPERTY OF PROCESS STUDIO PLLC AND WERE CREATED, EVOLVED, AND DEVELOPED FOR USE ON AND IN CONNECTION WITH THIS SPECIFIED PROJECT. NONE OF THE IDEAS, DESIGNS, ARRANGEMENTS, OR PLANS SHALL BE USED BY OR DISCLOSED TO ANY PERSON, FIRM, OR CORPORATION FOR ANY PURPOSE WHATSOEVER WITHOUT WRITTEN CONSENT OF PROCESS STUDIO PLLC. WRITTEN DIMENSIONS SHALL HAVE PRECEDENCE OVER SCALE DIMENSIONS. CONTRACTORS SHALL VERIFY AND BE RESPONSIBLE FOR ALL DIMENSIONS AND CONDITIONS ON THE JOB AND THIS OFFICE BE NOTIFIED OF ANY VARIATION FROM THE DIMENSIONS AND CONDITIONS SHOWN BY THESE DRAWINGS. WARNING: REPRODUCTION HEREOF IS A CRIMINAL OFFENSE. UNAUTHORIZED DISCLOSURE MAY CONSTITUTE TRADE SECRET MISAPPROPRIATION IN VIOLATION OF LAW.

SOUTH BLOCK - LONG C4 AE301-S
1/4" = 1'-0"

SOUTH BLOCK - LONG BALCONY A4 AE301-S
1/4" = 1'-0"

0' 2' 4' 8' 16'

GENERAL NOTES:

- SEE SHEET AE001 FOR GENERAL NOTES.
- DO NOT SCALE DRAWINGS.
- CONTRACTOR/SUBCONTRACTOR SHALL VERIFY ALL DIMENSIONS AND CONDITIONS BEFORE BEGINNING WORK AND SHALL REPORT TO THE ARCHITECT ANY ERRORS, INCONSISTENCIES OR OMISSIONS BEFORE BEGINNING WORK. SEE GENERAL NOTES AND SPECIFICATIONS.
- ALL MECHANICAL AND ELECTRICAL SYSTEMS TO BE DESIGN-BUILD BY SUBCONTRACTOR.

MATERIAL LEGEND:

PAINTED GYP. BOARD

KEYED NOTES:

P s R t O u C d E i S o S
3055 s. grace street
salt lake city, utah 84109
p.801.906.0866
www.processpllc.com

No.	Description	Date

THE MEWS @ 300 SOUTH

BUILDING SECTIONS - SOUTH BLOCK

PLANNED DEVELOPMENT

Project Status	APPLICATION
Project Number	19_0045
Date	03.16.2023
Drawn by	MDB
Checked by	DJY

AE301-S

Scale 1/4" = 1'-0"

3/16/2023 3:55:28 PM

ALL IDEAS, DESIGNS, ARRANGEMENTS, AND PLANS INDICATED OR REPRESENTED IN THIS DRAWING ARE OWNED BY AND THE POPERTY OF PROCESS STUDIO PLLC AND WERE CREATED, EVOLVED, AND DEVELOPED FOR USE ON AND IN CONNECTION WITH THIS SPECIFIED PROJECT. NONE OF THE IDEAS, DESIGNS, ARRANGEMENTS, OR PLANS SHALL BE USED BY OR DISCLOSED TO ANY PERSON, FIRM, OR CORPORATION FOR ANY PURPOSE WHATSOEVER WITHOUT WRITTEN CONSENT OF PROCESS STUDIO PLLC. WRITTEN DIMENSIONS SHALL HAVE PRECEDENCE OVER SCALE DIMENSIONS. CONTRACTORS SHALL VERIFY AND BE RESPONSIBLE FOR ALL DIMENSIONS AND CONDITIONS ON THE JOB AND THIS OFFICE BE NOTIFIED OF ANY VARIATION FROM THE DIMENSIONS AND CONDITIONS SHOWN BY THESE DRAWINGS. WARNING: REPRODUCTION HEREOF IS A CRIMINAL OFFENSE. UNAUTHORIZED DISCLOSURE MAY CONSTITUTE TRADE SECRET MISAPPROPRIATION IN VIOLATION OF LAW.

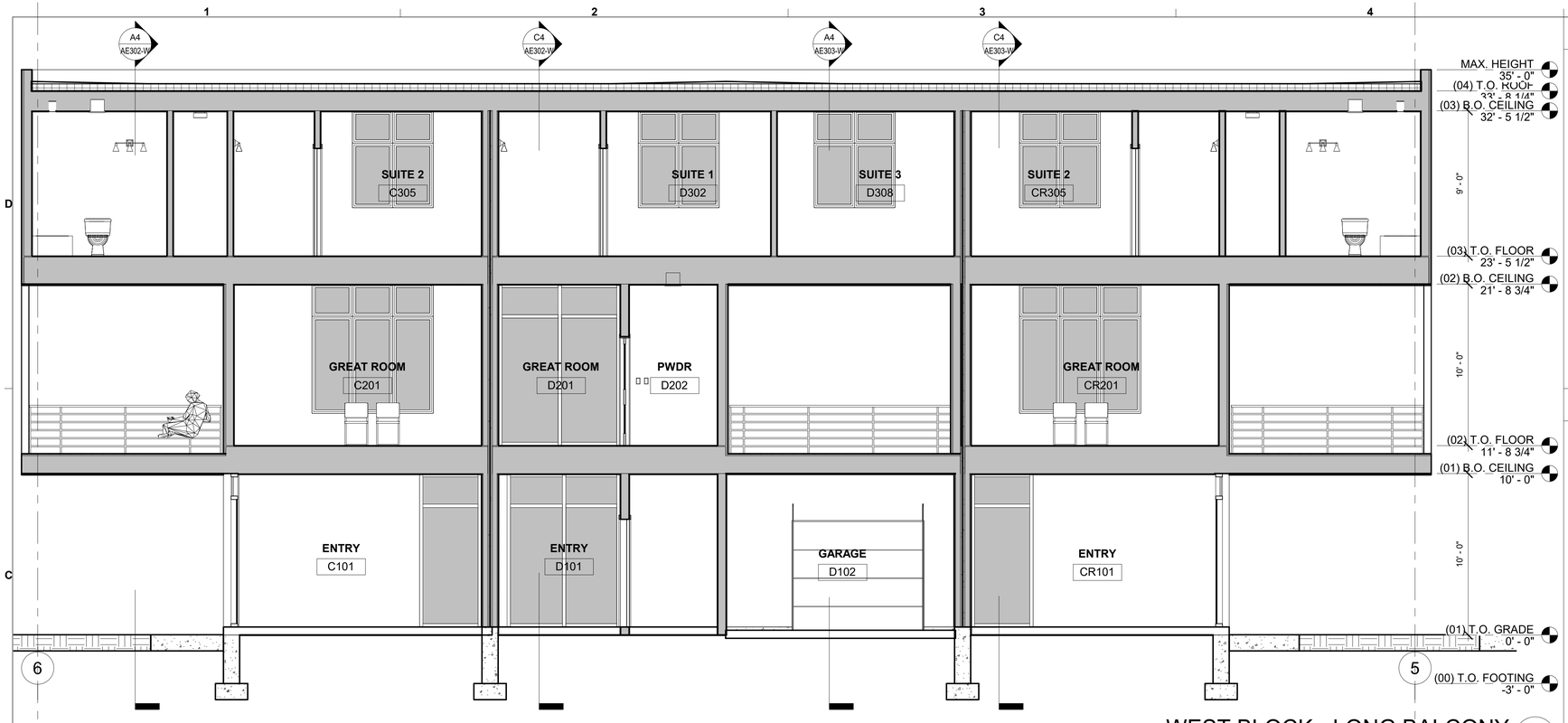

WEST BLOCK - LONG BALCONY C4
1/4" = 1'-0" AE301-W

WEST BLOCK - LONG A4
1/4" = 1'-0" AE301-W

GENERAL NOTES:

- SEE SHEET AE001 FOR GENERAL NOTES.
- DO NOT SCALE DRAWINGS.
- CONTRACTOR/SUBCONTRACTOR SHALL VERIFY ALL DIMENSIONS AND CONDITIONS BEFORE BEGINNING WORK AND SHALL REPORT TO THE ARCHITECT ANY ERRORS, INCONSISTENCIES OR OMISSIONS BEFORE BEGINNING WORK. SEE GENERAL NOTES AND SPECIFICATIONS.
- ALL MECHANICAL AND ELECTRICAL SYSTEMS TO BE DESIGN-BUILD BY SUBCONTRACTOR.

MATERIAL LEGEND:

PAINTED GYP. BOARD

KEYED NOTES:

P s R t O u C d E i S o S
3055 s. grace street
salt lake city, utah 84109
p.801.906.0866
www.processpllc.com

No.	Description	Date

THE MEWS @ 300 SOUTH

BUILDING SECTIONS - WEST BLOCK

PLANNED DEVELOPMENT

Project Status	APPLICATION
Project Number	19_0045
Date	03.16.2023
Drawn by	MDB
Checked by	DJY

AE301-W

Scale	1/4" = 1'-0"

3/16/2023 3:55:31 PM

ALL IDEAS, DESIGNS, ARRANGEMENTS, AND PLANS INDICATED OR REPRESENTED IN THIS DRAWING ARE OWNED BY AND THE POPERTY OF PROCESS STUDIO PLLC AND WERE CREATED, EVOLVED, AND DEVELOPED FOR USE ON AND IN CONNECTION WITH THIS SPECIFIED PROJECT. NONE OF THE IDEAS, DESIGNS, ARRANGEMENTS, OR PLANS SHALL BE USED BY OR DISCLOSED TO ANY PERSON, FIRM, OR CORPORATION FOR ANY PURPOSE WHATSOEVER WITHOUT WRITTEN CONSENT OF PROCESS STUDIO PLLC. WRITTEN DIMENSIONS SHALL HAVE PRECEDENCE OVER SCALE DIMENSIONS. CONTRACTORS SHALL VERIFY AND BE RESPONSIBLE FOR ALL DIMENSIONS AND CONDITIONS ON THE JOB AND THIS OFFICE BE NOTIFIED OF ANY VARIATION FROM THE DIMENSIONS AND CONDITIONS SHOWN BY THESE DRAWINGS. WARNING: REPRODUCTION HEREOF IS A CRIMINAL OFFENSE. UNAUTHORIZED DISCLOSURE MAY CONSTITUTE TRADE SECRET MISAPPROPRIATION IN VIOLATION OF LAW.

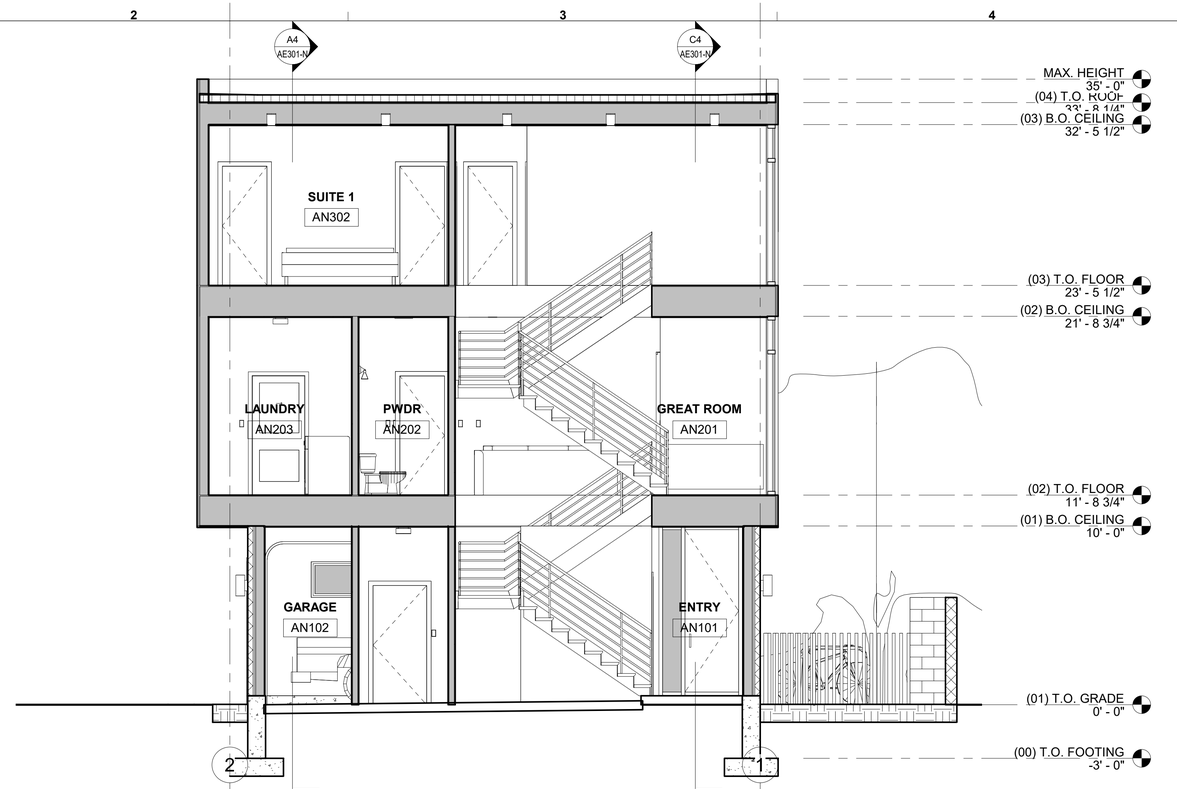

NORTH BLOCK - CROSS A STAIR C4
1/4" = 1'-0" AE302-N

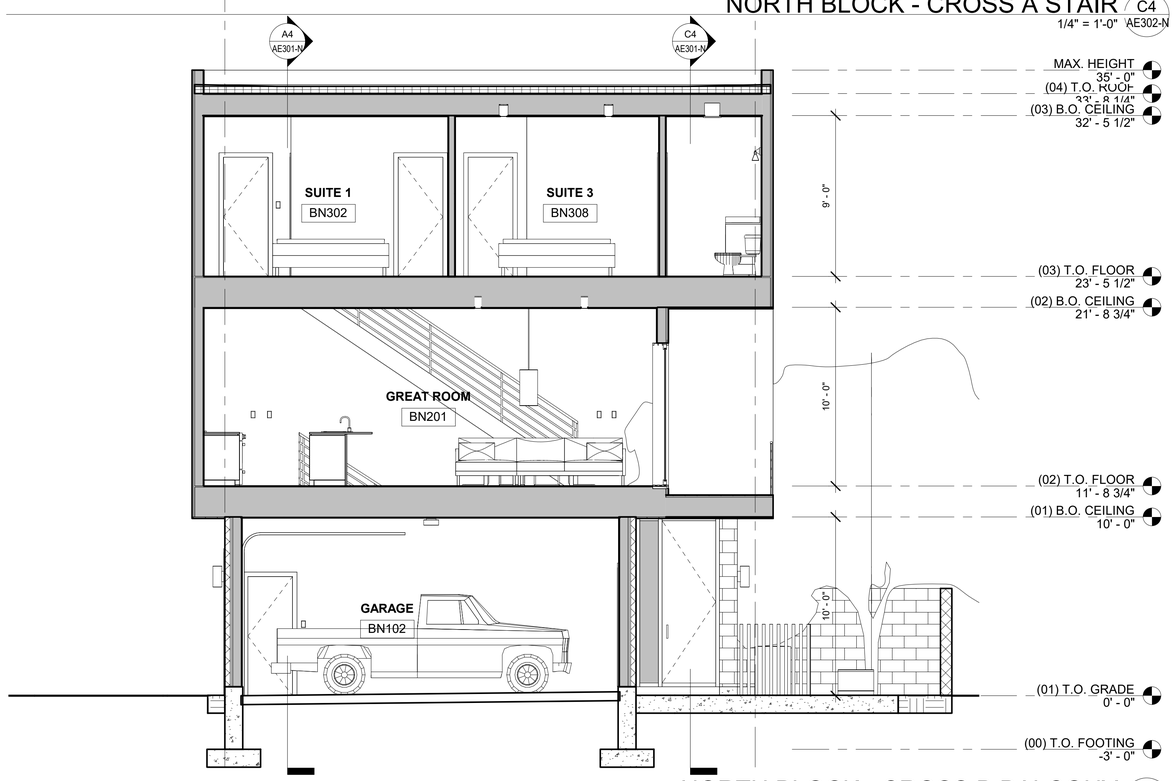

NORTH BLOCK - CROSS B BALCONY A4
1/4" = 1'-0" AE302-N

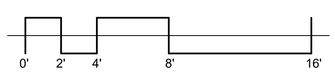

GENERAL NOTES:

- SEE SHEET AE001 FOR GENERAL NOTES.
- DO NOT SCALE DRAWINGS.
- CONTRACTOR/SUBCONTRACTOR SHALL VERIFY ALL DIMENSIONS AND CONDITIONS BEFORE BEGINNING WORK AND SHALL REPORT TO THE ARCHITECT ANY ERRORS, INCONSISTENCIES OR OMISSIONS BEFORE BEGINNING WORK. SEE GENERAL NOTES AND SPECIFICATIONS.
- ALL MECHANICAL AND ELECTRICAL SYSTEMS TO BE DESIGN-BUILD BY SUBCONTRACTOR.

MATERIAL LEGEND:

PAINTED GYP. BOARD

KEYED NOTES:

P s R t O u C d E i S o S
3055 s. grace street
salt lake city, utah 84109
p.801.906.0866
www.processpllc.com

No.	Description	Date

THE MEWS @ 300 SOUTH

BUILDING SECTIONS - NORTH BLOCK

PLANNED DEVELOPMENT

Project Status	APPLICATION
Project Number	19_0045
Date	03.16.2023
Drawn by	MDB
Checked by	DJY

AE302-N

Scale	1/4" = 1'-0"

3/16/2023 3:55:33 PM

ALL IDEAS, DESIGNS, ARRANGEMENTS, AND PLANS INDICATED OR REPRESENTED IN THIS DRAWING ARE OWNED BY AND THE POPERTY OF PROCESS STUDIO PLLC AND WERE CREATED, EVOLVED, AND DEVELOPED FOR USE ON AND IN CONNECTION WITH THIS SPECIFIED PROJECT. NONE OF THE IDEAS, DESIGNS, ARRANGEMENTS, OR PLANS SHALL BE USED BY OR DISCLOSED TO ANY PERSON, FIRM, OR CORPORATION FOR ANY PURPOSE WHATSOEVER WITHOUT WRITTEN CONSENT OF PROCESS STUDIO PLLC. WRITTEN DIMENSIONS SHALL HAVE PRECEDENCE OVER SCALE DIMENSIONS. CONTRACTORS SHALL VERIFY AND BE RESPONSIBLE FOR ALL DIMENSIONS AND CONDITIONS ON THE JOB AND THIS OFFICE BE NOTIFIED OF ANY VARIATION FROM THE DIMENSIONS AND CONDITIONS SHOWN BY THESE DRAWINGS. WARNING: REPRODUCTION HEREOF IS A CRIMINAL OFFENSE. UNAUTHORIZED DISCLOSURE MAY CONSTITUTE TRADE SECRET MISAPPROPRIATION IN VIOLATION OF LAW.

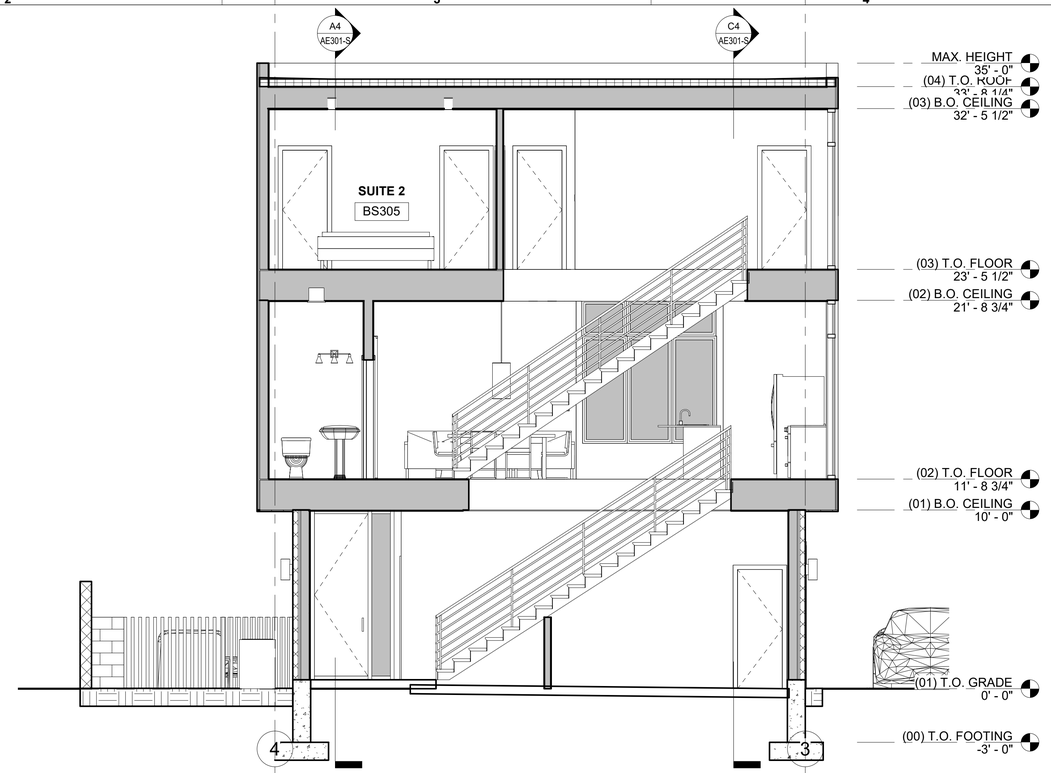

SOUTH BLOCK - CROSS B STAIR C4
1/4" = 1'-0" AE302-S

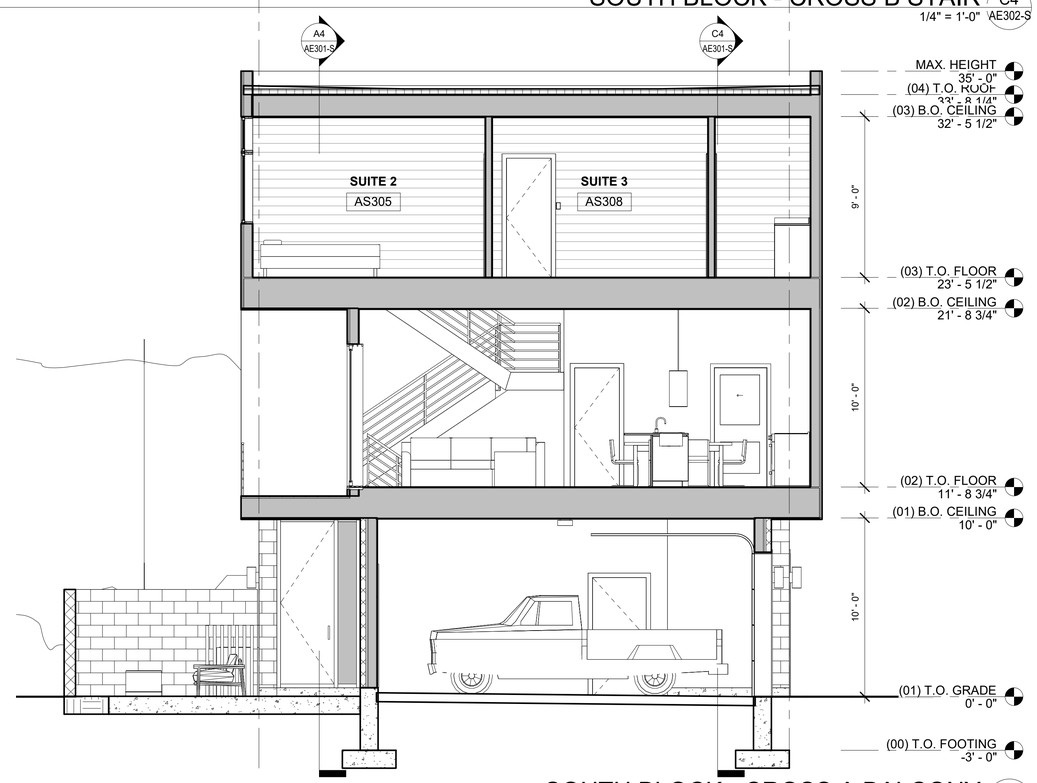

SOUTH BLOCK - CROSS A BALCONY A4
1/4" = 1'-0" AE302-S

0' 2' 4' 8' 16'

GENERAL NOTES:

- SEE SHEET AE001 FOR GENERAL NOTES.
- DO NOT SCALE DRAWINGS.
- CONTRACTOR/SUBCONTRACTOR SHALL VERIFY ALL DIMENSIONS AND CONDITIONS BEFORE BEGINNING WORK AND SHALL REPORT TO THE ARCHITECT ANY ERRORS, INCONSISTENCIES OR OMISSIONS BEFORE BEGINNING WORK. SEE GENERAL NOTES AND SPECIFICATIONS.
- ALL MECHANICAL AND ELECTRICAL SYSTEMS TO BE DESIGN-BUILD BY SUBCONTRACTOR.

MATERIAL LEGEND:

PAINTED GYP. BOARD

KEYED NOTES:

P s R t O u C d E i S o S
3055 s. grace street
salt lake city, utah 84109
p.801.906.0866
www.processpllc.com

No.	Description	Date

THE MEWS @ 300 SOUTH

BUILDING SECTIONS - SOUTH BLOCK

PLANNED DEVELOPMENT

Project Status	APPLICATION
Project Number	19_0045
Date	03.16.2023
Drawn by	MDB
Checked by	DJY

AE302-S

Scale	1/4" = 1'-0"

3/16/2023 3:55:36 PM

ALL IDEAS, DESIGNS, ARRANGEMENTS, AND PLANS INDICATED OR REPRESENTED IN THIS DRAWING ARE OWNED BY AND THE POPERTY OF PROCESS STUDIO PLLC AND WERE CREATED, EVOLVED, AND DEVELOPED FOR USE ON AND IN CONNECTION WITH THIS SPECIFIED PROJECT. NONE OF THE IDEAS, DESIGNS, ARRANGEMENTS, OR PLANS SHALL BE USED BY OR DISCLOSED TO ANY PERSON, FIRM, OR CORPORATION FOR ANY PURPOSE WHATSOEVER WITHOUT WRITTEN CONSENT OF PROCESS STUDIO PLLC. WRITTEN DIMENSIONS SHALL HAVE PRECEDENCE OVER SCALE DIMENSIONS. CONTRACTORS SHALL VERIFY AND BE RESPONSIBLE FOR ALL DIMENSIONS AND CONDITIONS ON THE JOB AND THIS OFFICE BE NOTIFIED OF ANY VARIATION FROM THE DIMENSIONS AND CONDITIONS SHOWN BY THESE DRAWINGS. WARNING: REPRODUCTION HEREOF IS A CRIMINAL OFFENSE. UNAUTHORIZED DISCLOSURE MAY CONSTITUTE TRADE SECRET MISAPPROPRIATION IN VIOLATION OF LAW.

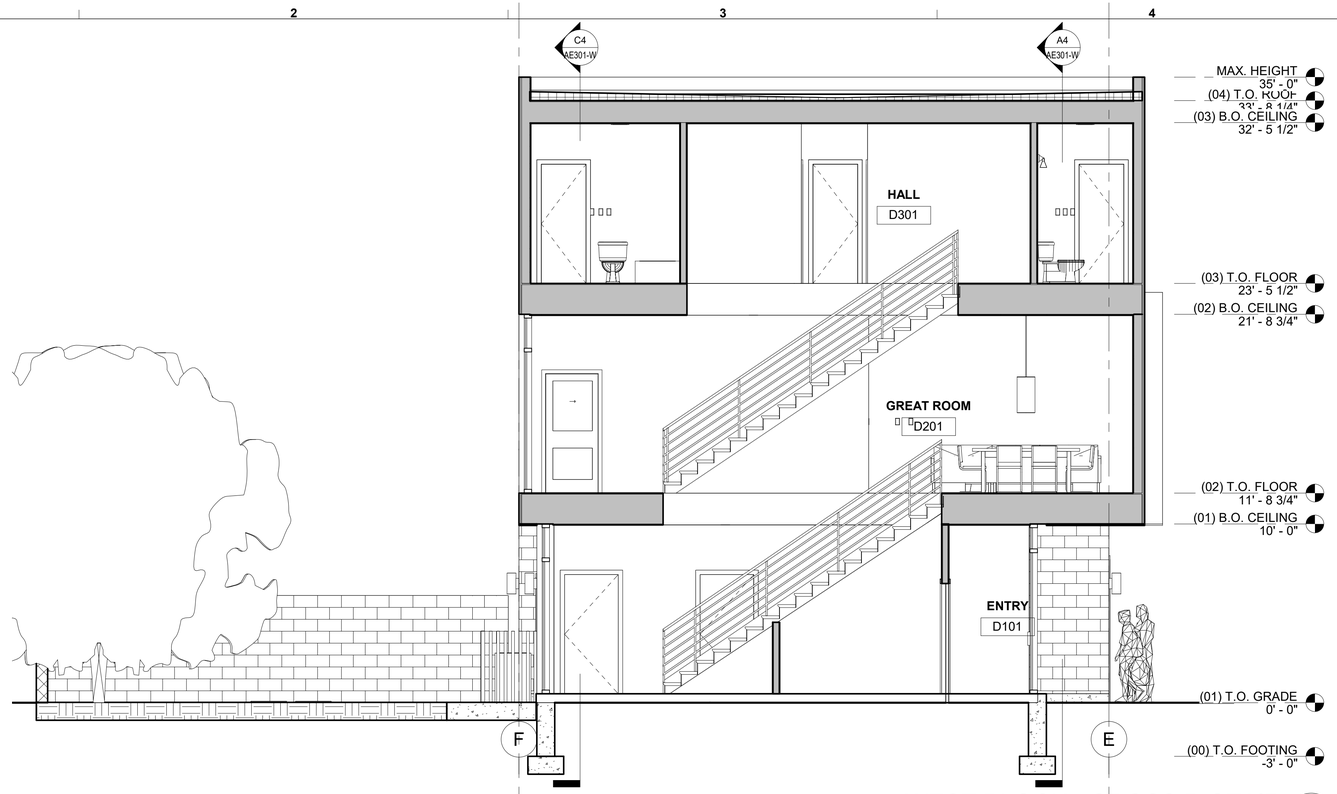

WEST BLOCK - CROSS D STAIR C4
1/4" = 1'-0" AE302-W

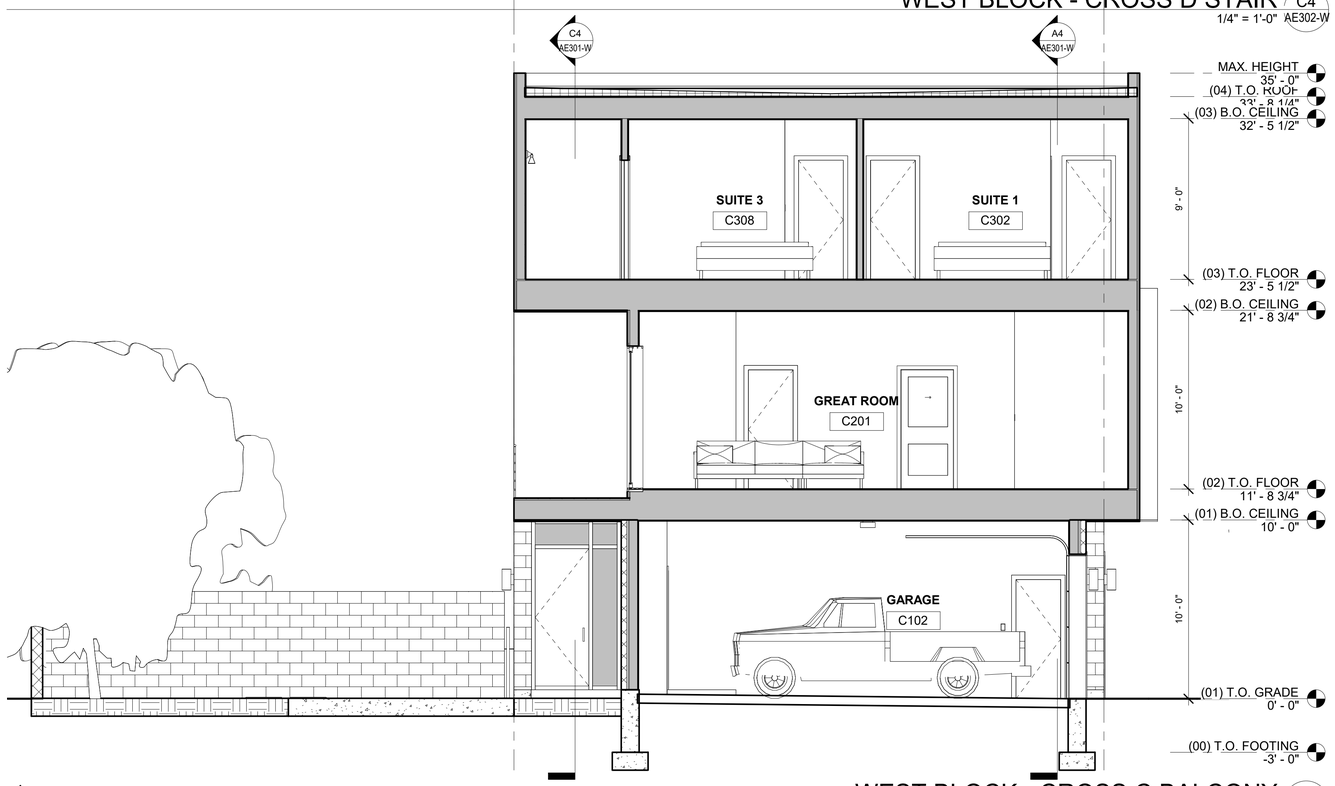

WEST BLOCK - CROSS C BALCONY A4
1/4" = 1'-0" AE302-W

0' 2' 4' 8' 16'

GENERAL NOTES:

- SEE SHEET AE001 FOR GENERAL NOTES.
- DO NOT SCALE DRAWINGS.
- CONTRACTOR/SUBCONTRACTOR SHALL VERIFY ALL DIMENSIONS AND CONDITIONS BEFORE BEGINNING WORK AND SHALL REPORT TO THE ARCHITECT ANY ERRORS, INCONSISTENCIES OR OMISSIONS BEFORE BEGINNING WORK. SEE GENERAL NOTES AND SPECIFICATIONS.
- ALL MECHANICAL AND ELECTRICAL SYSTEMS TO BE DESIGN-BUILD BY SUBCONTRACTOR.

MATERIAL LEGEND:

PAINTED GYP. BOARD

KEYED NOTES:

P s R t O u C d E i S o S
3055 s. grace street
salt lake city, utah 84109
p.801.906.0866
www.processpllc.com

No.	Description	Date

THE MEWS @ 300 SOUTH

BUILDING SECTIONS - WEST BLOCK

PLANNED DEVELOPMENT

Project Status	APPLICATION
Project Number	19_0045
Date	03.16.2023
Drawn by	MDB
Checked by	DJY

AE302-W

Scale 1/4" = 1'-0"

3/16/2023 3:55:38 PM

ALL IDEAS, DESIGNS, ARRANGEMENTS, AND PLANS INDICATED OR REPRESENTED IN THIS DRAWING ARE OWNED BY AND THE POPERTY OF PROCESS STUDIO PLLC AND WERE CREATED, EVOLVED, AND DEVELOPED FOR USE ON AND IN CONNECTION WITH THIS SPECIFIED PROJECT. NONE OF THE IDEAS, DESIGNS, ARRANGEMENTS, OR PLANS SHALL BE USED BY OR DISCLOSED TO ANY PERSON, FIRM, OR CORPORATION FOR ANY PURPOSE WHATSOEVER WITHOUT WRITTEN CONSENT OF PROCESS STUDIO PLLC. WRITTEN DIMENSIONS SHALL HAVE PRECEDENCE OVER SCALE DIMENSIONS. CONTRACTORS SHALL VERIFY AND BE RESPONSIBLE FOR ALL DIMENSIONS AND CONDITIONS ON THE JOB AND THIS OFFICE BE NOTIFIED OF ANY VARIATION FROM THE DIMENSIONS AND CONDITIONS SHOWN BY THESE DRAWINGS. WARNING: REPRODUCTION HEREOF IS A CRIMINAL OFFENSE. UNAUTHORIZED DISCLOSURE MAY CONSTITUTE TRADE SECRET MISAPPROPRIATION IN VIOLATION OF LAW.

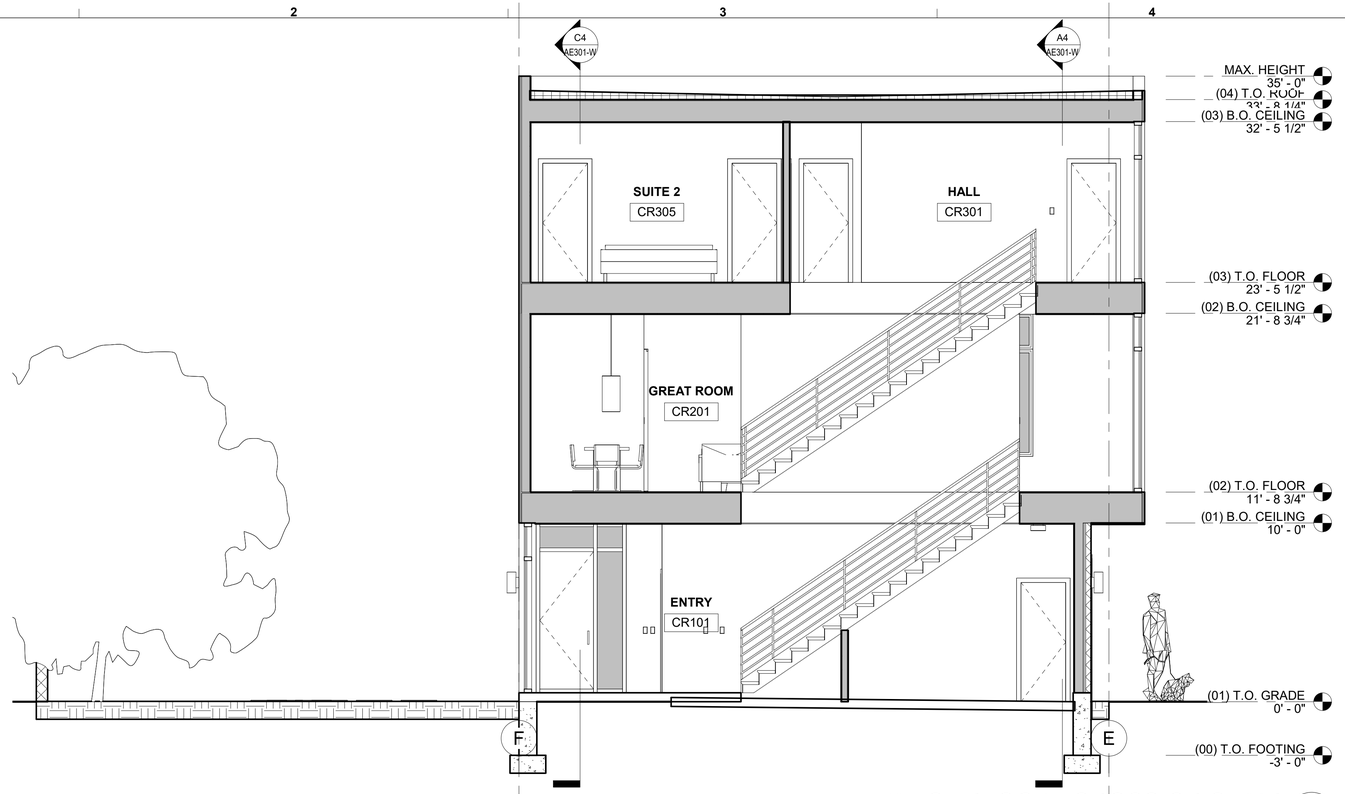

WEST BLOCK - CROSS CR STAIR C4
1/4" = 1'-0" AE303-W

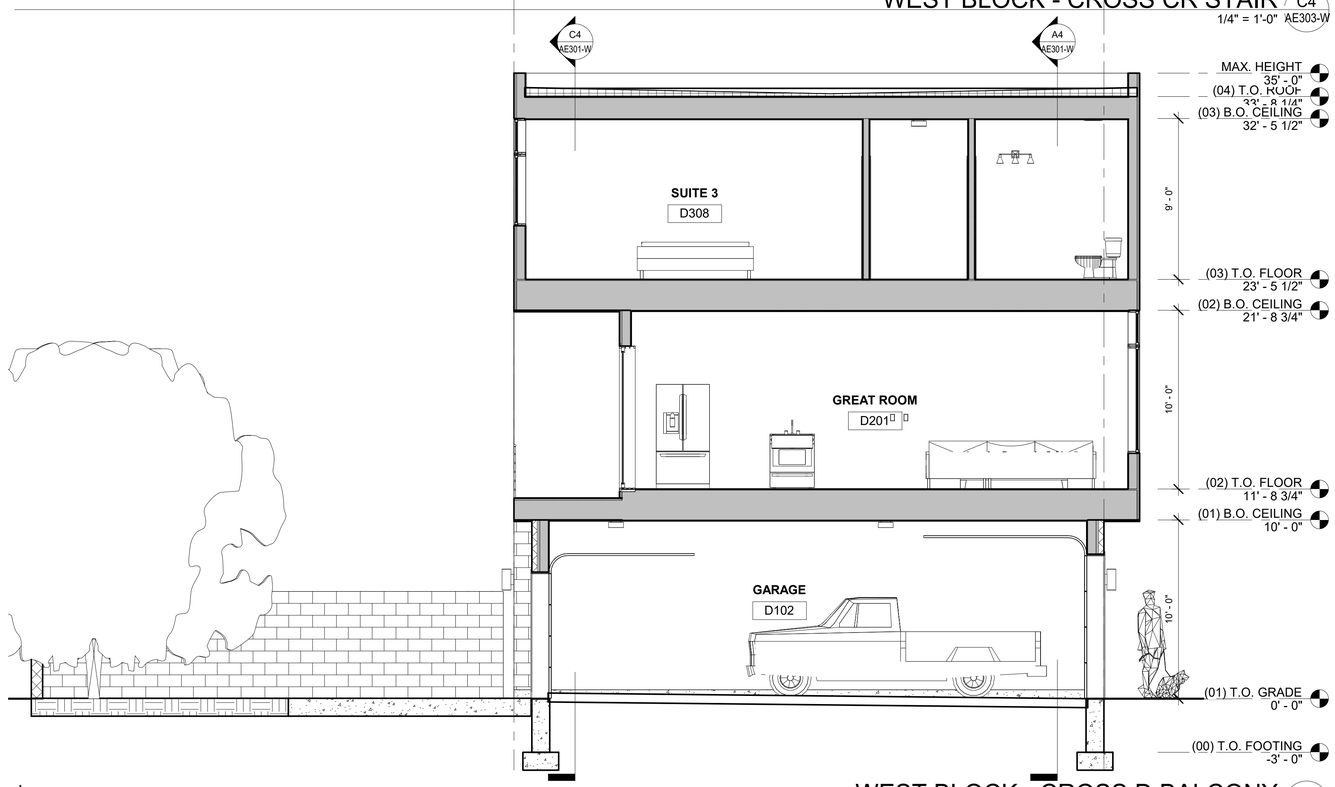

WEST BLOCK - CROSS D BALCONY A4
1/4" = 1'-0" AE303-W

0' 2' 4' 8' 16'

GENERAL NOTES:

- SEE SHEET AE001 FOR GENERAL NOTES.
- DO NOT SCALE DRAWINGS.
- CONTRACTOR/SUBCONTRACTOR SHALL VERIFY ALL DIMENSIONS AND CONDITIONS BEFORE BEGINNING WORK AND SHALL REPORT TO THE ARCHITECT ANY ERRORS, INCONSISTENCIES OR OMISSIONS BEFORE BEGINNING WORK. SEE GENERAL NOTES AND SPECIFICATIONS.
- ALL MECHANICAL AND ELECTRICAL SYSTEMS TO BE DESIGN-BUILD BY SUBCONTRACTOR.

MATERIAL LEGEND:

PAINTED GYP. BOARD

KEYED NOTES:

P s R t O u C d E i S o S
3055 s. grace street
salt lake city, utah 84109
p.801.906.0866
www.processpllc.com

No.	Description	Date

THE MEWS @ 300 SOUTH

BUILDING SECTIONS - WEST BLOCK

PLANNED DEVELOPMENT

Project Status	APPLICATION
Project Number	19_0045
Date	03.16.2023
Drawn by	MDB
Checked by	DJY

AE303-W

Scale 1/4" = 1'-0"

3/16/2023 3:55:40 PM